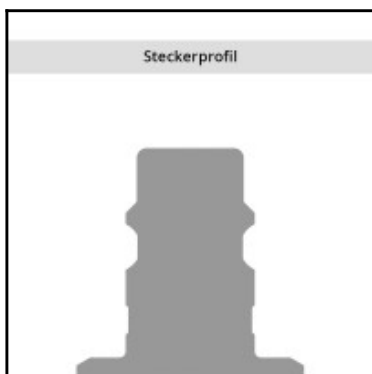
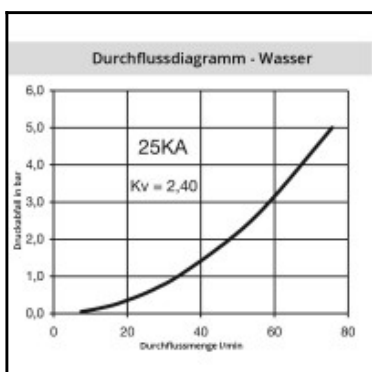
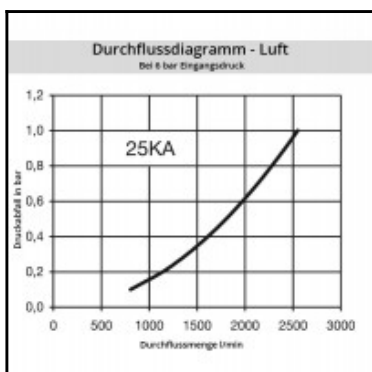
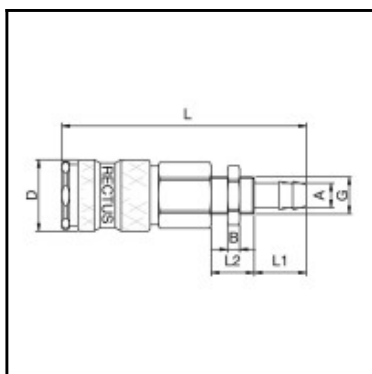


Datasheet of 25KATS06MPN Quick coupling with hose barb in panel mount



Description

Quick coupling single shut-off, panel mount with hose barb 6mm (1/4), nominal diameter 7,8, <35 bar, brass nickel plated, seal NBR

Universal industrial coupling with standard European profile. Coupling system with single-hand operation. UltraFlo valve for optimum flow and low pressure drop. The series stands out for its robust design and long service life even with the harshest use.

Details

Series:	25
Series long:	25KA
Bore in mm:	7,8
Bore area in mm²:	48
Advantages:	One-hand operation. Robust structure. UltraFlo valve.
Compatibility:	RECTUS 26 RECTUS 1600/1625 TEMA 1600
Working pressure:	35 bar maximum static working pressure with safety factor 4 to 1.
Working temperature:	-20°C up to +100°C (NBR) -40°C up to +120/150°C (EPDM) -15°C up to +200°C (FKM) depending on the medium.
Shut-Off:	Quick coupling Single Shut-Off
Connection:	Hose barb in Panel mount 6mm LW(1/4")
Connection description:	Hose barb in Panel mount 6mm LW(1/4")
Connection type:	Hose barb
Material:	Brass nickel plated
Material description:	Brass CuZn39Pb3 2.0401 (except sleeve)
Seal description:	Nitrite-butadiene rubber
Surface:	nickel plated
Material connection:	Brass nickel plated
Material valve body:	Brass nickel plated
Material sleeve:	Steel hardened and nickel plated
Material valve:	Zinc diecasting nickel plated
Material spring snap ring:	stainless steel AISI 301
Material balls/pins:	Stainless steel AISI 420
Material seal:	Perbunan®
Weight in kg:	0,1076
Self-venting coupling:	No
Safety locking system:	No
Single-hand operation:	Yes
Two-hand operation:	No
Ball locking:	Yes
Pin lock:	No
Ultra-FLO-valve:	No
Vacuum suitable:	No
Water-resistant:	No
Flat-sealing:	No
Suitable breath / respiratory protection:	No
Pressure eliminator:	No
Hydraulics:	No
Pneumatics:	Yes
Standard product:	No
Mould coupling:	No

Dimensions

Connection A:	6 mm
B mm:	4
D mm:	23
G mm:	M 12 x 1
L mm:	76
L1 mm:	17
L2 mm:	10
SW mm:	19
SW1 mm:	17