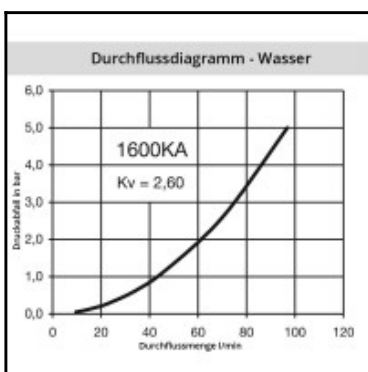
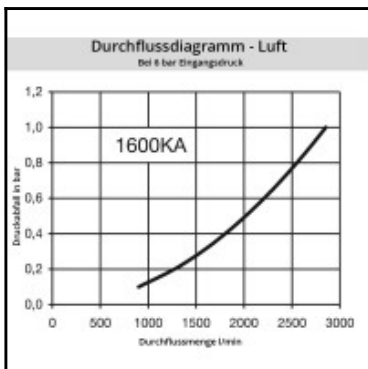
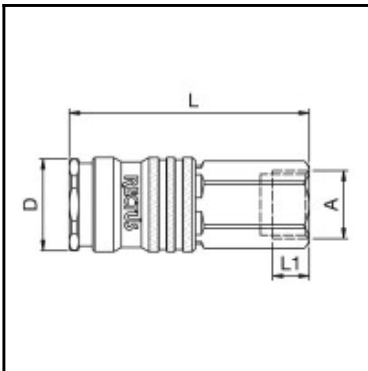


## Datasheet of 1600KAIW13SVN Quick coupling with female thread



### Description

Quick coupling single shut-off, female thread G 1/4, nominal diameter 7,8, <35 bar, steel nickel plated, seal FKM

Rectus Tema premium industrial coupling 3/8 with European standard profile. Suitable for compressed air applications with greater than average air consumption. Coupling system with single-hand operation. UltraFlo valve for optimum flow and low pressure drop.

### Details

Series:	1600
Series long:	1600KA
Bore in mm:	7,8
Bore area in mm²:	48
Advantages:	One-hand operation. UltraFlo valve. Reduced coupling forces.
Compatibility:	RECTUS 25 + 26 RECTUS 1625 TEMA 1600
Working pressure:	35 bar maximum static working pressure with safety factor 4 to 1.
Working temperature:	-20°C up to +100°C (NBR) -40°C up to +120°C (EPDM) -15°C up to +200°C (FKM) 0°C up to +316°C (FFKM) depending on the medium.
Shut-Off:	Quick coupling Single Shut-Off
Connection:	Female thread 1/4"
Connection description:	Female pipe thread of Whitworth form ISO 228 1/4"
Connection type:	Female thread
Material:	Steel nickel-plated
Material description:	Steel 9SMnPb28K 1.0718
Seal description:	Fluororubber
Surface:	nickel plated
Material connection:	Brass nickel plated
Material valve body:	Steel, QPQ treated
Material sleeve:	Brass nickel plated
Material valve:	Brass
Material spring snap ring:	stainless steel AISI 301
Material balls/pins:	Stainless steel AISI 420
Material seal:	Viton®
Weight in kg:	0,1093
Self-venting coupling:	No
Safety locking system:	No
Single-hand operation:	Yes
Two-hand operation:	No
Ball locking:	Yes
Pin lock:	No
Ultra-FLO-valve:	Yes
Vacuum suitable:	Yes
Water-resistant:	No
Flat-sealing:	No
Suitable breath / respiratory protection:	No
Pressure eliminator:	No
Hydraulics:	No
Pneumatics:	Yes
Standard product:	Yes
Mould coupling:	No

### Dimensions

Connection A:	G 1/4
D mm:	23
L mm:	59
L1 mm:	9
SW mm:	19