
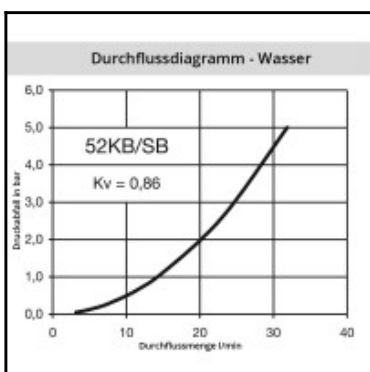
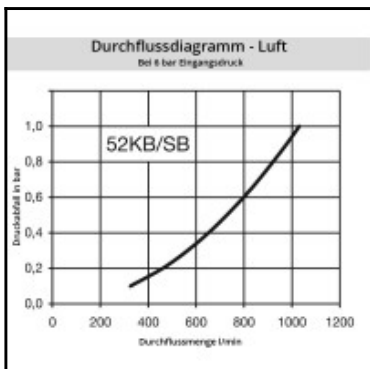
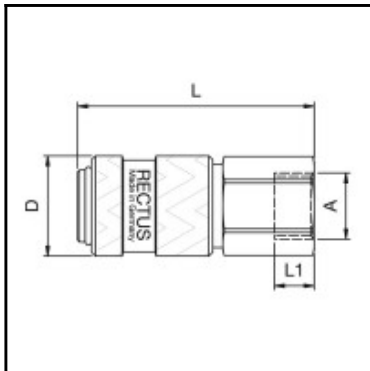


Datasheet of 52KBIW13SEN Quick coupling with female thread



Description

Quick coupling double shut-off, female thread G 1/4, nominal diameter 6, <50 bar, steel nickel plated, seal EPDM

Coupling system with German industrial profile. Coupling system with single-hand operation. UltraFlo valve for optimum flow and low pressure drop. Robust coupling in slim design mainly for pneumatic applications. The steel sleeve counters oscillating forces. The high insertion depth is guaranteed by an optimised plug guide.

Details

Series:	52
Series long:	52KB
Bore in mm:	6
Bore area in mm²:	30
Advantages:	Single handed operation. Ergonomic design. High flow valve.
Working pressure:	PB = 50 bar maximum static working pressure with safety factor 4 to 1.
Working temperature:	-20°C up to +100°C (NBR) -40°C up to +120/150°C (EPDM) -15°C up to +200°C (FKM) depending on the medium.
Shut-Off:	Quick coupling Double Shut-Off
Connection:	Female thread 1/4"
Connection description:	Female pipe thread of Whitworth form ISO 228 1/4"
Connection type:	Female thread
Material:	Steel nickel-plated
Material description:	Steel 9SMnPb28K 1.0718
Seal description:	Ethylene-propylene-diene rubber
Surface:	nickel plated
Material connection:	Brass nickel plated
Material valve body:	Steel nickel-plated
Material sleeve:	Steel hardened and nickel plated
Material valve:	Brass nickel plated
Material spring snap ring:	stainless steel AISI 301
Material balls/pins:	Stainless steel AISI 420
Weight in kg:	0,1491
Self-venting coupling:	No
Safety locking system:	No
Single-hand operation:	Yes
Two-hand operation:	No
Ball locking:	Yes
Pin lock:	No
Ultra-FLO-valve:	No
Vacuum suitable:	Yes
Water-resistant:	No
Flat-sealing:	No
Suitable breath / respiratory protection:	No
Pressure eliminator:	No
Hydraulics:	No
Pneumatics:	Yes
Standard product:	No
Mould coupling:	No

Dimensions

Connection A:	G 1/4
D mm:	25
L mm:	62
L1 mm:	10
SW mm:	22