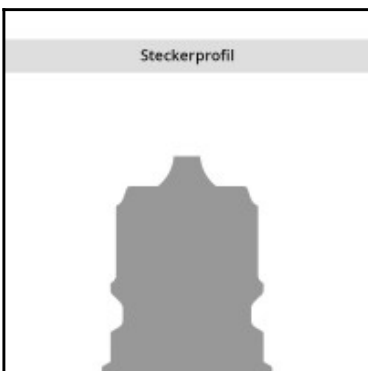
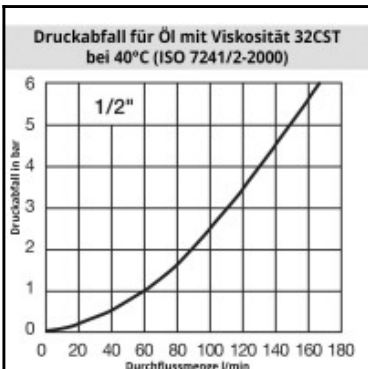
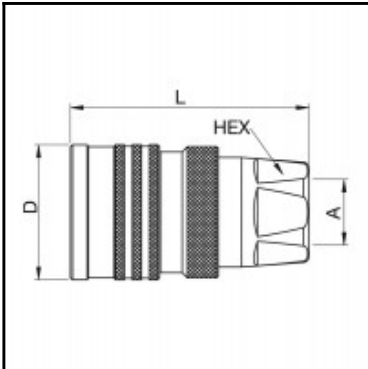


Datasheet of 5011 V Quick coupling



Description

Hydraulic quick coupling double shut-off with pressure eliminator, female thread G 1/2, nominal diameter 13, 300 bar, brass, seal FKM

The TEMA Standard Series is characterised by a low pressure drop and maximum flow capacity. The coupling system is available as double shut-off or straight through version. The 2500 can be used also as a single shut-off version.

Details

Series:	T
Series long:	5000
Bore in mm:	13
Bore area in mm²:	133
Size in general:	1/2"
Advantages:	High operating pressure. Compact dimension. Due to the Pressure Eliminator version for coupling and plug the connection is possible up to the operating pressure. Double safety through a double O-ring seal. A safety closing ring prevents unintentional uncoupling.
Coupled working pressure in bar:	300
Working temperature:	-30°C up to +100°C (NBR) -25°C up to +200°C (FKM) depending on the medium.
Shut-Off:	Quick coupling Double Shut-Off
Connection:	Female thread 1/2"
Connection type:	Female thread
Material:	Brass
Surface:	nickel plated and chrome plated
Material valve body:	Brass
Material sleeve:	Steel hardened, zinc-plated, passivated, sealed
Material locking collar:	Messing, Zink-Eisen beschichtet, schwarz passiviert, versiegelt
Material valve:	Brass
Material valve holder:	Brass
Material spring snap ring:	1.4310
Material balls/pins:	1.3541
Weight in kg:	0,315
Safety locking system:	Yes
Single-hand operation:	Yes
Two-hand operation:	No
Ball locking:	Yes
Vacuum suitable:	No
Flat-sealing:	No
Pressure eliminator:	Yes
Hydraulics:	Yes

Dimensions

Connection A:	G 1/2"
D mm:	40
L mm:	65
SW mm:	30