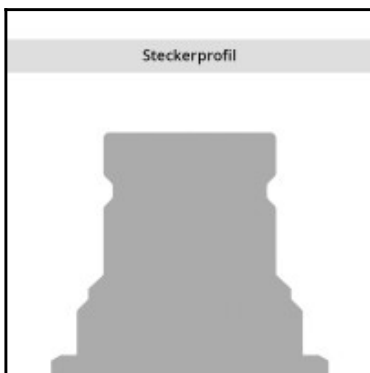
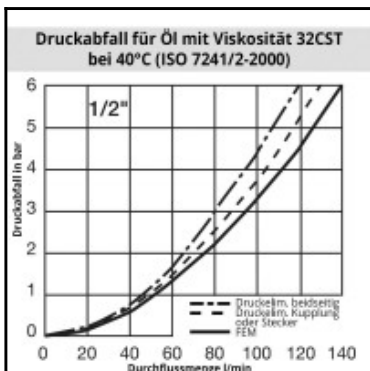
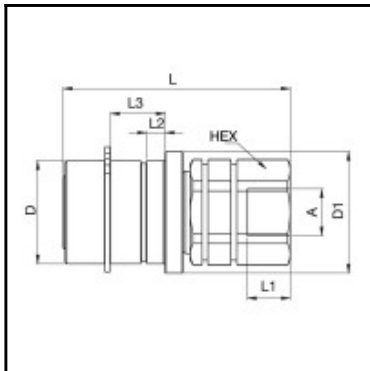


Datasheet of FEMP-501-12FB Quick coupling



Description

Hydraulic quick coupling double shut-off (Einbauvariante), female thread G 3/4, nominal diameter 12,5, 250 bar, steel, seal NBR

The FEM, FEC and IF series plug profile are produced according to ISO Standard 16028 and are compatible with other series complying with the same standard. These couplings offer a leakage free disconnection – minimal oil loss during uncoupling. Thanks to the valve design, the coupling has a minimum pressure drop, and thus achieves maximum cost-effectiveness. Exists in standard version (steel) and stainless steel.

Details

Series:	FEM/IF
Old order number:	IF5010-75E
Series long:	IF5000
Bore in mm:	12,5
Bore area in mm²:	122
Size in general:	1/2"
Advantages:	Can be operated with use of one hand- Safety locking feature as standard to prevent unintentional uncoupling.
Additional information:	Installation variant
Coupled working pressure in bar:	250
Working temperature:	-30°C up to +100°C (NBR) -25°C up to +200°C (FKM) depending on the medium.
Shut-Off:	Quick coupling Double Shut-Off
Connection:	Female thread 3/4"
Connection type:	Female thread
Material:	Steel
Surface:	zinc plated, passivated, sealed
Material valve body:	Steel
Material sleeve:	Steel, zinc-plated, passivated, sealed
Material valve:	Steel, zinc-plated, passivated, sealed
Material valve holder:	Steel, zinc-plated, passivated
Material spring snap ring:	1.4310
Material balls/pins:	1.3541
Safety locking system:	Yes
Single-hand operation:	Yes
Two-hand operation:	No
Ball locking:	Yes
Vacuum suitable:	No
Flat-sealing:	No
Pressure eliminator:	No
Hydraulics:	Yes

Dimensions

Connection A:	G 3/4"
D mm:	39,8
D1 mm:	46
L mm:	80
L1 mm:	16
L2 mm:	5,2
L3 mm:	15,3
SW mm:	36