

Datasheet of IB2511 Quick coupling



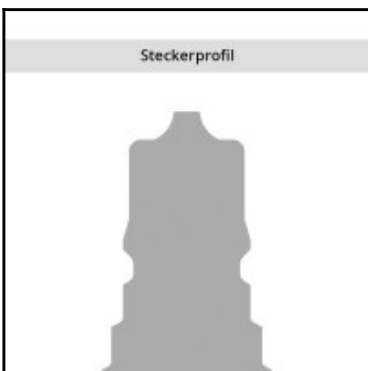
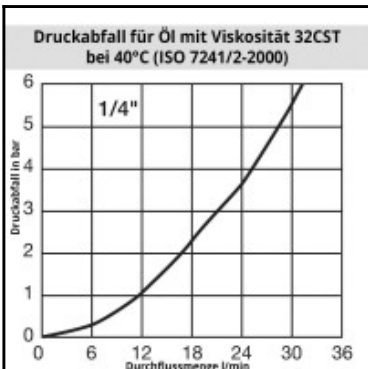
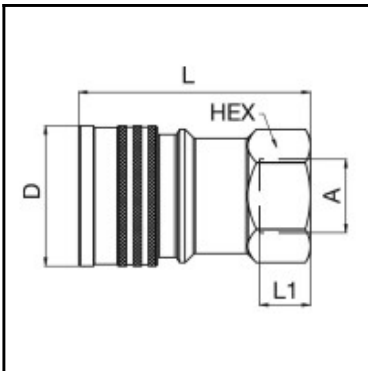
Description

Hydraulic quick coupling double shut-off with pressure eliminator, female thread G 1/4, nominal diameter 6,3, 400 bar, brass, seal NBR

The Tema IB series plug profiles conform to ISO Standard 7241-1 series B and are compatible with other series complying with the same standard. To optimize performance and corrosion resistance the female is made from brass and the male hardened steel.

Details

Series:	IB
Series long:	IB2500
Bore in mm:	6,3
Bore area in mm ² :	31
Size in general:	1/4"
Advantages:	ISO-NormseriesB
Coupled working pressure in bar:	400
Working temperature:	-30°C up to +100°C (NBR) -25°C up to +200°C (FKM) depending on the medium.
Shut-Off:	Quick coupling Double Shut-Off
Connection:	Female thread 1/4"
Connection type:	Female thread
Material:	Brass
Surface:	nickel plated and chrome plated
Material valve body:	Brass
Material sleeve:	Brass, nickel plated and chrome plated
Material valve:	Brass
Material valve holder:	Zinc cast
Material spring snap ring:	1.4310
Material balls/pins:	1.3544
Weight in kg:	0,176
Safety locking system:	No
Single-hand operation:	No
Two-hand operation:	Yes
Ball locking:	Yes
Vacuum suitable:	No
Flat-sealing:	No
Pressure eliminator:	Yes
Hydraulics:	Yes



Dimensions

Connection A:	G 1/4"
D mm:	28
L mm:	57
L1 mm:	12
SW mm:	24