
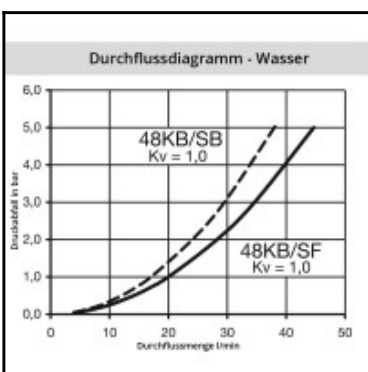
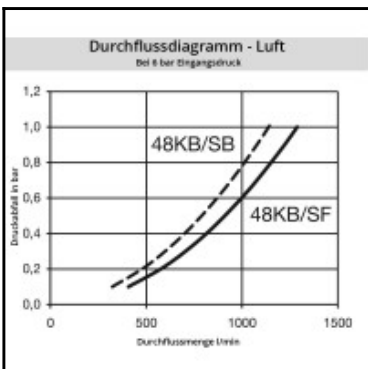
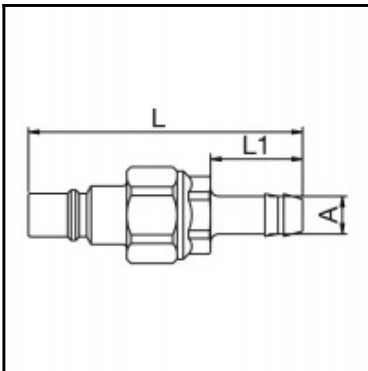


Datasheet of 48SBTF06FEX Plug with hose barb



Description

Plug double shut-off, hose barb 6mm (1/4), nominal diameter 7, <8 bar, PVDF, seal EPDM

Coupling series made of POM and PVDF has been developed for use in the medical, chemical, food handling, pharmaceutical and laboratory technology industries. The system is also available in a solid plastic design (RectuChem+). Here the metal springs are replaced by springs made of PEEK, an extremely resistant synthetic material.

Details

Series:	48
Series long:	48SB
Bore in mm:	7
Bore area in mm ² :	38
Advantages:	Coupling system with single-hand operation. The color coding of the coupling and plug offers a guarantee for avoiding mix-ups between media when coupling. The coupling is also available with no valve for a straightthrough system.
Working pressure:	PB = 8 bar (PVDF with springs made of steel) PB = 8 bar (PVDF with springs made of PEEK), maximum static working pressure with safety factor 4 to 1.
Working temperature:	-20°C up to +120°C depending on the medium.
Shut-Off:	Plug Double Shut-Off
Connection:	Hose barb 6mm LW(1/4")
Connection description:	Hose barb 6mm LW(1/4")
Connection type:	Hose barb
Material:	PVDF
Material description:	PVDF
Seal description:	Ethylene-propylene-diene rubber
Surface:	blank finish
Material valve:	PVDF, white
Material spring snap ring:	Stainless steel AISI 316Ti
Weight in kg:	0,0145
Self-venting coupling:	No
Safety locking system:	No
Single-hand operation:	Yes
Two-hand operation:	No
Ball locking:	No
Pin lock:	No
Ultra-FLO-valve:	No
Vacuum suitable:	Yes
Water-resistant:	Yes
Flat-sealing:	No
Suitable breath / respiratory protection:	No
Pressure eliminator:	No
Hydraulics:	No
Pneumatics:	Yes
Standard product:	No
Mould coupling:	No

Dimensions

Connection A:	6 mm
L mm:	65,5
L1 mm:	22
SW mm:	21