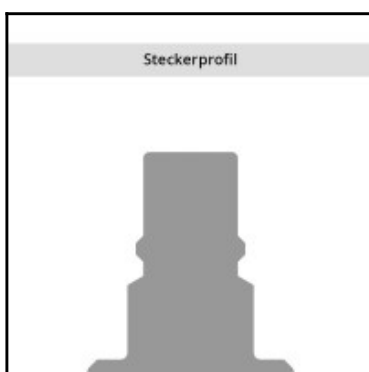
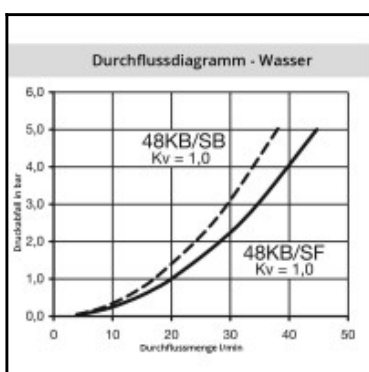
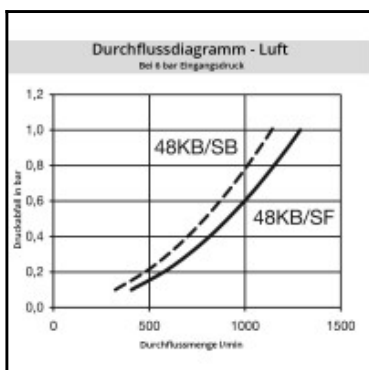
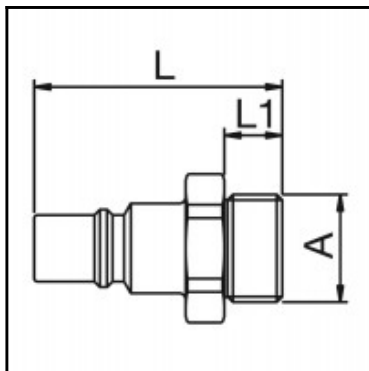


Datasheet of 48SFAW13FVXG Plug color coded



Description

Plug straight-through, color coded (G = green), male thread G 1/4, nominal diameter 7, <8 bar, PVDF, seal FKM

Coupling series made of POM and PVDF has been developed for use in the medical, chemical, food handling, pharmaceutical and laboratory technology industries. The system is also available in a solid plastic design (RectuChem+). Here the metal springs are replaced by springs made of PEEK, an extremely resistant synthetic material.

Details

| | |
|---|---|
| Series: | 48 |
| Series long: | 48SF |
| Bore in mm: | 7 |
| Bore area in mm²: | 38 |
| Advantages: | Coupling system with single-hand operation. The color coding of the coupling and plug offers a guarantee for avoiding mix-ups between media when coupling. The coupling is also available with no valve for a straightthrough system. |
| Working pressure: | PB = 8 bar (PVDF with springs made of steel) PB = 8 bar (PVDF with springs made of PEEK), maximum static working pressure with safety factor 4 to 1. |
| Working temperature: | -20°C up to +120°C depending on the medium. |
| Shut-Off: | Plug Straight-Through |
| Connection: | Male thread 1/4" |
| Connection description: | Male pipe thread of Whitworth form ISO 228 1/4" |
| Connection type: | Male thread |
| Material: | PVDF |
| Material description: | PVDF |
| Seal description: | Fluororubber |
| Surface: | blank finish |
| Coding: | G = green |
| Material seal: | Viton® |
| Weight in kg: | 0,0153 |
| Coded: | Yes |
| Self-venting coupling: | No |
| Safety locking system: | No |
| Single-hand operation: | Yes |
| Two-hand operation: | No |
| Ball locking: | No |
| Pin lock: | No |
| Ultra-FLO-valve: | No |
| Vacuum suitable: | Yes |
| Water-resistant: | No |
| Flat-sealing: | No |
| Suitable breath / respiratory protection: | No |
| Pressure eliminator: | No |
| Hydraulics: | No |
| Pneumatics: | Yes |
| Standard product: | No |
| Mould coupling: | No |

Dimensions

| | |
|---------------|-------|
| Connection A: | G 1/4 |
| L mm: | 38,5 |
| L1 mm: | 9 |
| SW mm: | 17 |