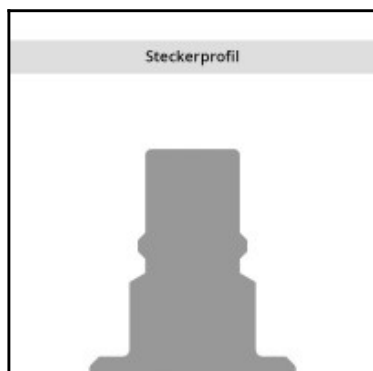
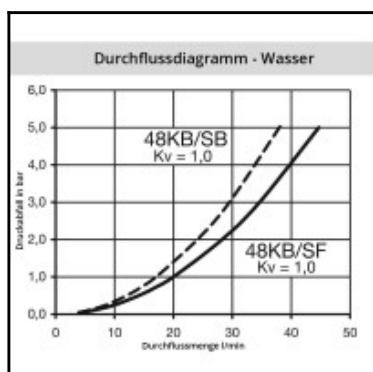
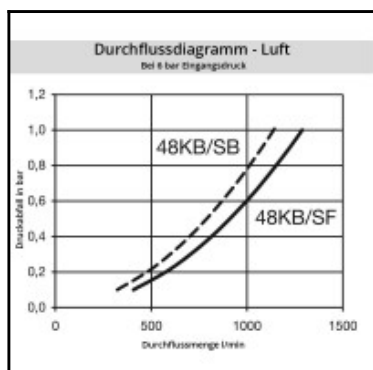
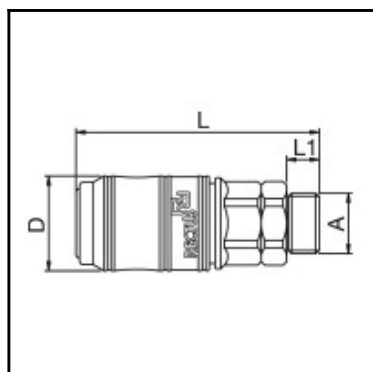


Datasheet of 48KBAW21FVXR Quick coupling with male thread



Description

Quick coupling double shut-off, color coded (R = red), male thread G 1/2, nominal diameter 7, <8 bar, PVDF, seal FKM

Coupling series made of POM and PVDF has been developed for use in the medical, chemical, food handling, pharmaceutical and laboratory technology industries. The system is also available in a solid plastic design (RectuChem+). Here the metal springs are replaced by springs made of PEEK, an extremely resistant synthetic material.

Details

Series:	48
Series long:	48KB
Bore in mm:	7
Bore area in mm²:	38
Advantages:	Coupling system with single-hand operation. The color coding of the coupling and plug offers a guarantee for avoiding mix-ups between media when coupling. The coupling is also available with no valve for a straightthrough system.
Working pressure:	PB = 8 bar (PVDF with springs made of steel) PB = 8 bar (PVDF with springs made of PEEK), maximum static working pressure with safety factor 4 to 1.
Working temperature:	-20°C up to +120°C depending on the medium.
Shut-Off:	Quick coupling Double Shut-Off
Connection:	Male thread 1/2"
Connection description:	Male pipe thread of Whitworth form ISO 228 1/2
Connection type:	Male thread
Material:	PVDF
Material description:	PVDF
Seal description:	Fluororubber
Surface:	blank finish
Coding:	R = red
Material connection:	PVDF, white
Material valve body:	PVDF, white
Material sleeve:	PVDF, white
Material valve:	PVDF, white
Material spring snap ring:	Stainless steel AISI 316Ti
Material balls/pins:	PVDF, white
Material seal:	Viton®
Weight in kg:	0,0371
Coded:	Yes
Self-venting coupling:	No
Safety locking system:	No
Single-hand operation:	Yes
Two-hand operation:	No
Ball locking:	No
Pin lock:	No
Ultra-FLO-valve:	No
Vacuum suitable:	Yes
Water-resistant:	No
Flat-sealing:	No
Suitable breath / respiratory protection:	No
Pressure eliminator:	No
Hydraulics:	No
Pneumatics:	Yes
Standard product:	No
Mould coupling:	No

Dimensions

Connection A:	G 1/2
D mm:	26
L mm:	73,5
L1 mm:	12
SW mm:	21