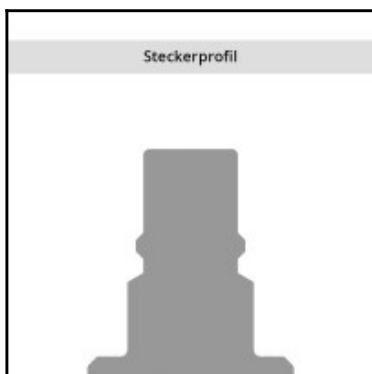
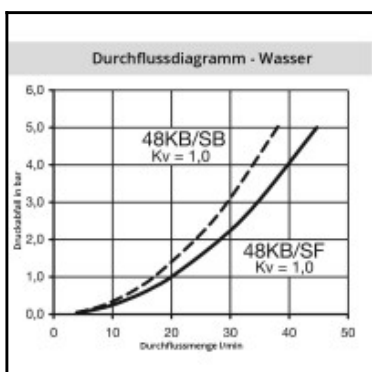
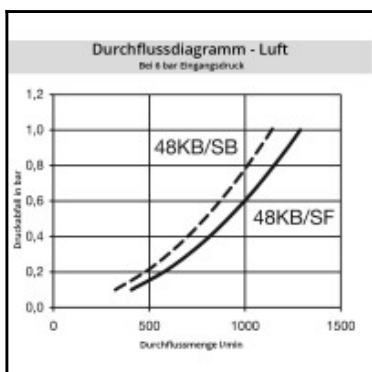
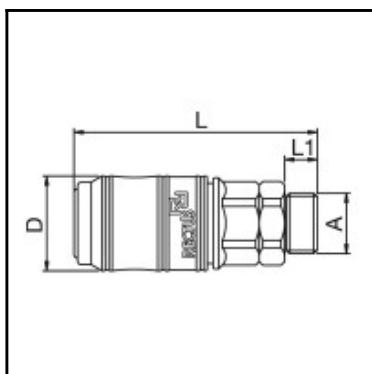


## Datasheet of 48KBAW21DPXG Quick coupling with male thread



### Description

Quick coupling double shut-off, color coded (G = green), male thread G 1/2, nominal diameter 7, <10 bar, POM (Delrin), seal NBR

Coupling series made of POM and PVDF has been developed for use in the medical, chemical, food handling, pharmaceutical and laboratory technology industries. The system is also available in a solid plastic design (RectuChem+). Here the metal springs are replaced by springs made of PEEK, an extremely resistant synthetic material.

### Details

Series:	48
Series long:	48KB
Bore in mm:	7
Bore area in mm²:	38
Advantages:	Coupling system with single-hand operation. The color coding of the coupling and plug offers a guarantee for avoiding mix-ups between media when coupling. The coupling is also available with no valve for a straightthrough system.
Working pressure:	PB = 10 bar (at 20°C) maximum static working pressure with safety factor 4 to 1.
Working temperature:	-20°C up to +80°C depending on the medium.
Shut-Off:	Quick coupling Double Shut-Off
Connection:	Male thread 1/2"
Connection description:	Male pipe thread of Whitworth form ISO 228 1/2
Connection type:	Male thread
Material:	POM (Delrin)
Material description:	POM (Delrin)
Seal description:	Nitrite-butadiene rubber
Surface:	blank finish
Coding:	G = green
Material connection:	POM, black
Material valve body:	POM, black
Material sleeve:	POM, black
Material valve:	POM, black
Material spring snap ring:	Stainless steel AISI 316Ti
Material balls/pins:	POM, black
Material seal:	Perbunan®
Weight in kg:	0,0307
Coded:	Yes
Self-venting coupling:	No
Safety locking system:	No
Single-hand operation:	Yes
Two-hand operation:	No
Ball locking:	No
Pin lock:	No
Ultra-FLO-valve:	No
Vacuum suitable:	Yes
Water-resistant:	Yes
Flat-sealing:	No
Suitable breath / respiratory protection:	No
Pressure eliminator:	No
Hydraulics:	No
Pneumatics:	Yes
Standard product:	No
Mould coupling:	No

### Dimensions

Connection A:	G 1/2
D mm:	26
L mm:	73,5
L1 mm:	12
SW mm:	21