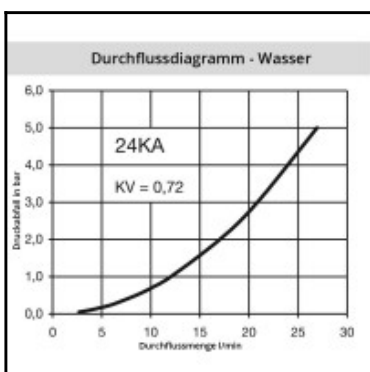
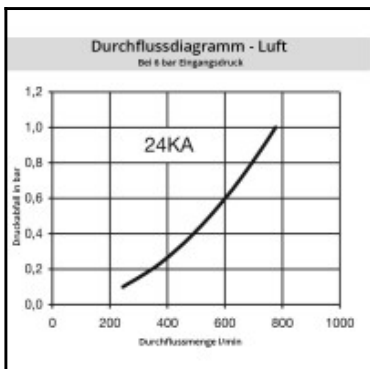
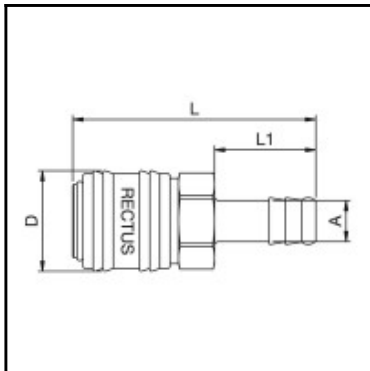


## Datasheet of 24KATF09MPX Quick coupling with hose barb



### Description

Quick coupling single shut-off, hose barb 9mm (3/8), nominal diameter 5,5, <35 bar, brass, seal NBR

1/4 Industrial brass coupling according to ISO 6150 B and US MIL-SPEC 4109. Coupling system with single-hand operation, which stands out for its solid brass design and corresponding sleeve design. Hardened steel plug counters vibrations and effects of external forces.

### Details

Series:	24
Series long:	24KA
Bore in mm:	5,5
Bore area in mm²:	25
Advantages:	One-hand operation.
Compatibility:	INDUSTR. INTERCHANGE 1/4" US-MIL-SPEC-C-4109 ISO 6150 B RECTUS 23 RECTUS 1400/1423 TEMA 1400 PARKER 20 1/4" + 30 1/4"
Working pressure:	35 bar maximum static working pressure with safety factor 4 to 1.
Working temperature:	-20°C up to +100°C (NBR) -40°C up to +120/1500°C (EPDM) -15°C up to +200°C (FKM) depending on the medium.
Shut-Off:	Quick coupling Single Shut-Off
Connection:	Hose barb 9mm LW(3/8")
Connection description:	Hose barb 9mm LW(3/8")
Connection type:	Hose barb
Material:	Brass
Material description:	Brass CuZn39Pb3 2.0401 (except sleeve)
Seal description:	Nitrite-butadiene rubber
Surface:	blank finish
Material connection:	Brass
Material valve body:	Brass
Material sleeve:	Brass
Material valve:	Brass
Material spring snap ring:	stainless steel AISI 301
Material balls/pins:	Stainless steel AISI 420
Material seal:	Perbunan®
Weight in kg:	0,092
Self-venting coupling:	No
Safety locking system:	No
Single-hand operation:	Yes
Two-hand operation:	No
Ball locking:	Yes
Pin lock:	No
Ultra-FLO-valve:	No
Vacuum suitable:	Yes
Water-resistant:	Yes
Flat-sealing:	No
Suitable breath / respiratory protection:	No
Pressure eliminator:	No
Hydraulics:	No
Pneumatics:	Yes
Standard product:	No
Mould coupling:	No

### Dimensions

Connection A:	9 mm
D mm:	25
L mm:	60
L1 mm:	25
SW mm:	21