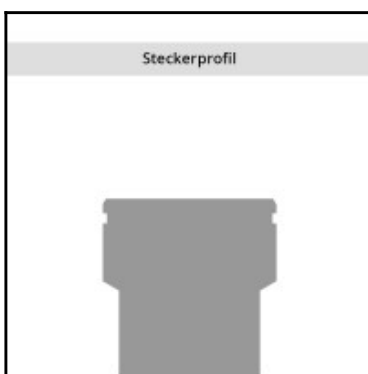
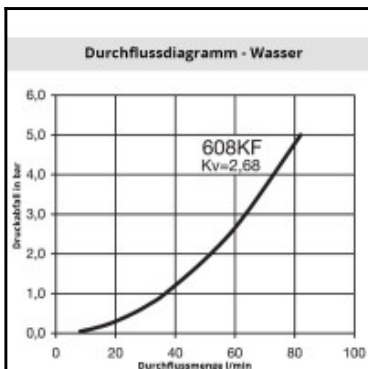
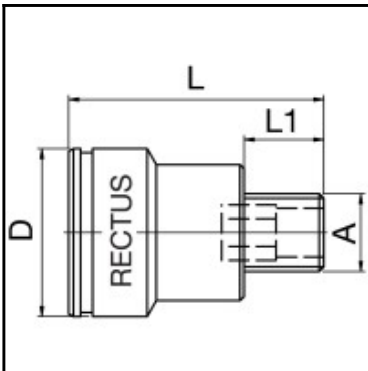


## Datasheet of 608SFAM10MXN Plug with male thread



### Description

Plug straight-through, male thread M 10 x 1, nominal diameter 8, <20 bar, brass nickel plated

The 608/612 series (French series) has been specially developed for cooling in the field of plastic injection machines / moulds. Using vertical plug inserts, the cooling connection can be installed directly in the mould / machine, so the external contour has no predruding extension components. This allows easy and safe handling during the work process and prevents damage to the coupling and the mould. This system is supplied as a "straight-through coupling" with no valves. Coding of the in and outlets can be represented by simple fixing of the coloured clips / rings onto the coupling and plug.

### Details

Series:	608
Series long:	608SF
Bore in mm:	8
Bore area in mm <sup>2</sup> :	50
Advantages:	The use of the locking balls means that an optimum grip of the plug connection is guaranteed, even with forces that are applied laterally. The simple unlocking mechanism, which is optimised by knurling at the end of the sleeve, can be operated by pulling back once on the sleeve.
Working pressure:	PB = 20 bar, maximum static working pressure with safety factor of 4 to 1.
Working temperature:	-15°C up to +200°C (FKM) depending on the medium
Shut-Off:	Plug Straight-Through
Connection:	Male thread M 10 x 1
Connection description:	Male thread M 10 x 1
Connection type:	Male thread
Material:	Brass nickel plated
Material description:	Brass CuZn39Pb3 2.0401 (except sleeve)
Surface:	nickel plated
Weight in kg:	0,0255
Self-venting coupling:	No
Safety locking system:	No
Single-hand operation:	Yes
Two-hand operation:	No
Ball locking:	No
Pin lock:	No
Ultra-FLO-valve:	No
Vacuum suitable:	Yes
Water-resistant:	Yes
Flat-sealing:	No
Suitable breath / respiratory protection:	No
Pressure eliminator:	No
Hydraulics:	No
Pneumatics:	No
Standard product:	No
Mould coupling:	Yes

### Dimensions

Connection A:	M 10 x 1
D mm:	21
L mm:	32
L1 mm:	10
SW mm:	6