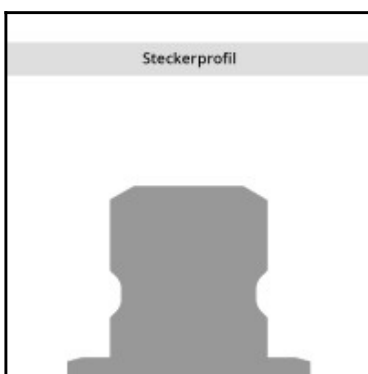
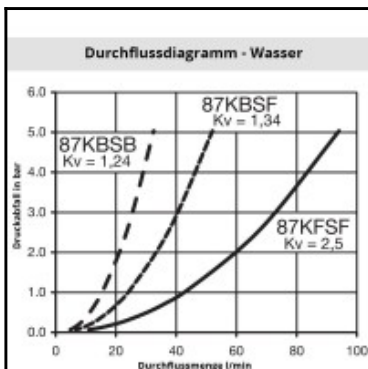
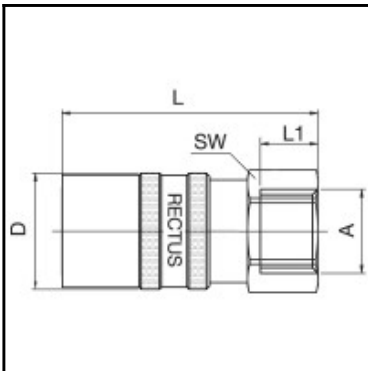


Datasheet of 87KBIW13MVX Quick coupling with female thread



Description

Quick coupling double shut-off, female thread G 1/4, nominal diameter 9, <15 bar, brass, seal FKM

The 86, 87 and 88 Rectus Moldtite coupling series were especially developed for connecting coolant lines and injection moulds. Countersunk plugs can easily be connected and disconnected because of the extended sleeve. The angular connections prevent kinks from forming in the hose.

Details

Series:	87
Series long:	87KB
Bore in mm:	9
Bore area in mm²:	64
Advantages:	Available in single shut-off, double shut-off, straight-through and SAFE-LOCK™ versions. The shut-off couplings (with valve) are equipped with nickel plated sleeves for quick and accurate visual differentiation.
Working pressure:	PB = 15 bar maximum static working pressure with safety factor 4 to 1.
Working temperature:	-15°C up to +200°C (FKM) depending on the medium
Shut-Off:	Quick coupling Double Shut-Off
Connection:	Female thread 1/4"
Connection description:	Female pipe thread of Whitworth form ISO 228 1/4"
Connection type:	Female thread
Material:	Brass
Material description:	Brass CuZn39Pb3 2.0401 (except sleeve)
Seal description:	Fluororubber
Surface:	blank finish
Material connection:	Brass
Material valve body:	Brass
Material sleeve:	Brass nickel plated
Material valve:	Brass
Material spring snap ring:	stainless steel AISI 301
Material balls/pins:	Stainless steel AISI 420
Material seal:	Viton®
Weight in kg:	0,096
Self-venting coupling:	No
Safety locking system:	No
Single-hand operation:	Yes
Two-hand operation:	No
Ball locking:	Yes
Pin lock:	No
Ultra-FLO-valve:	No
Vacuum suitable:	No
Water-resistant:	Yes
Flat-sealing:	No
Suitable breath / respiratory protection:	No
Pressure eliminator:	No
Hydraulics:	No
Pneumatics:	No
Standard product:	No
Mould coupling:	Yes

Dimensions

Connection A:	G 1/4
D mm:	24
L mm:	51,5
L1 mm:	9
SW mm:	21