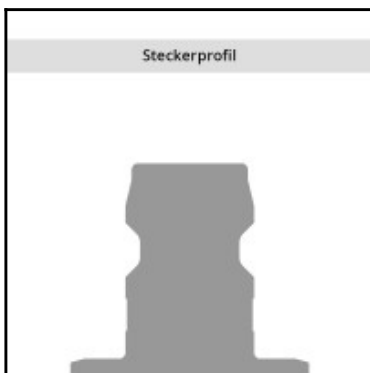
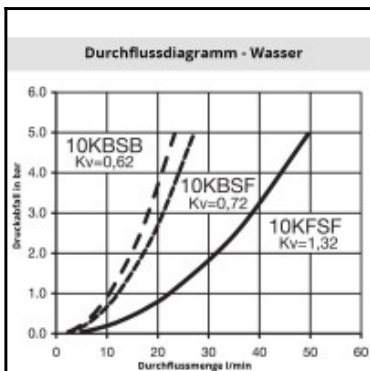
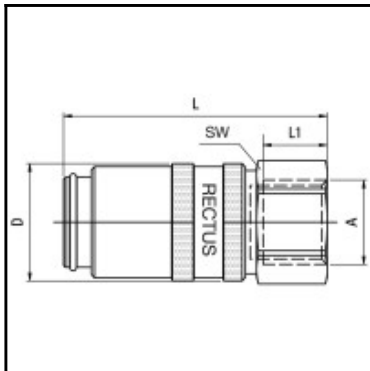


Datasheet of 10KBIW13MVX Quick coupling with female thread



Description

Quick coupling double shut-off, female thread G 1/4, nominal diameter 6, <15 bar, brass, seal FKM

The 10, 11 and 12 Rectus Moldtite coupling series were especially developed for connecting coolant lines and injection moulds. These stand out for their convenient, singlehanded operation and a reliable O-ring seal. Widely used in Europe.

Details

Series:	10
Series long:	10KB
Bore in mm:	6
Bore area in mm ² :	30
Advantages:	Available in single shut-off, double shut-off or straightthrough versions also available with SAFE-LOCK™-technology. The straight-through couplings are equipped with nickel plated sleeves for quick and accurate visual differentiation. The angular connections prevent kinks from forming in the hose.
Working pressure:	PB = 15 bar maximum static working pressure with safety factor 4 to 1.
Working temperature:	-15°C up to +200°C (FKM) depending on the medium
Shut-Off:	Quick coupling Double Shut-Off
Connection:	Female thread 1/4"
Connection description:	Female pipe thread of Whitworth form ISO 228 1/4"
Connection type:	Female thread
Material:	Brass
Material description:	Brass CuZn39Pb3 2.0401 (except sleeve)
Seal description:	Fluororubber
Surface:	blank finish
Material connection:	Brass
Material valve body:	Brass
Material sleeve:	Brass nickel plated
Material valve:	Brass
Material spring snap ring:	stainless steel AISI 301
Material balls/pins:	Stainless steel AISI 420
Material seal:	Viton®
Weight in kg:	0,0479
Self-venting coupling:	No
Safety locking system:	No
Single-hand operation:	Yes
Two-hand operation:	No
Ball locking:	Yes
Pin lock:	No
Ultra-FLO-valve:	No
Vacuum suitable:	Yes
Water-resistant:	Yes
Flat-sealing:	No
Suitable breath / respiratory protection:	No
Pressure eliminator:	No
Hydraulics:	No
Pneumatics:	No
Standard product:	No
Mould coupling:	Yes

Dimensions

Connection A:	G 1/4
D mm:	18
L mm:	41
L1 mm:	10
SW mm:	17