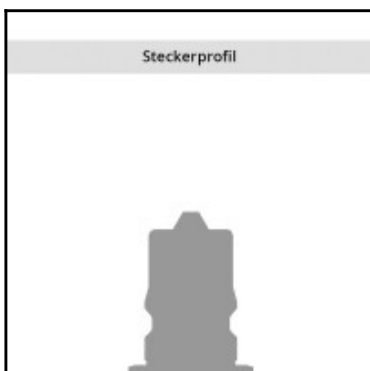
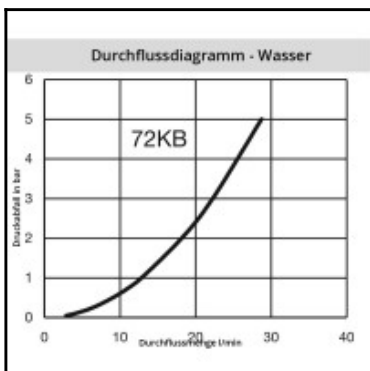
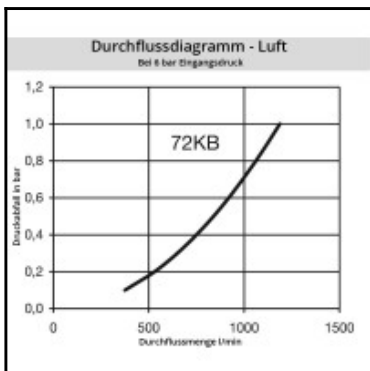
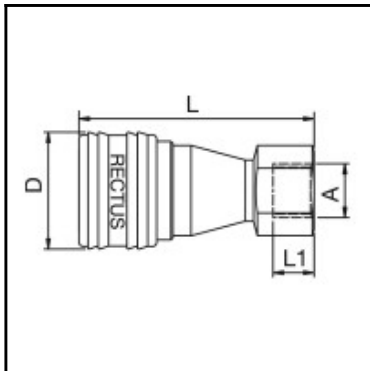


Datasheet of 72KBIW13EEX Quick coupling with female thread



Description

Quick coupling double shut-off, female thread G 1/4, nominal diameter 6,3, <250 bar, stainless steel AISI 316 L, seal EPDM

Coupling series 72kb with plug profile compliant with ISO 7241-1 series B. Particularly suited to use with liquid medio. Coupling system with two-hand operation, i.e. both hands are required when coupling/uncoupling. The coupling series stands out for its high flow rates against a low pressure drop.

Details

Series:	72
Series long:	72KB
Bore in mm:	6,3
Bore area in mm²:	31
Advantages:	Particularly suited to use with liquid medio.
Working pressure:	PB = 250 bar maximum static working pressure with safety factor 4 to 1.
Working temperature:	-20°C up to +100°C (NBR) -40°C up to +120/150°C (EPDM) -15°C up to +200°C (FKM) depending on the medium.
Shut-Off:	Quick coupling Double Shut-Off
Connection:	Female thread 1/4"
Connection description:	Female pipe thread of Whitworth form ISO 228 1/4"
Connection type:	Female thread
Material:	stainless steel AISI 316 L
Material description:	stainless steel 1.4404
Seal description:	Ethylene-propylene-diene rubber
Surface:	blank finish
Material connection:	stainless steel AISI 316 L
Material valve body:	stainless steel AISI 316 L
Material sleeve:	stainless steel AISI 316 L
Material valve:	stainless steel AISI 316 L
Material spring snap ring:	Stainless steel AISI 316Ti
Material balls/pins:	Stainless steel AISI 316
Weight in kg:	0,1246
Self-venting coupling:	No
Safety locking system:	No
Single-hand operation:	No
Two-hand operation:	Yes
Ball locking:	Yes
Pin lock:	No
Ultra-FLO-valve:	No
Vacuum suitable:	Yes
Water-resistant:	Yes
Flat-sealing:	No
Suitable breath / respiratory protection:	Yes
Pressure eliminator:	No
Hydraulics:	No
Pneumatics:	Yes
Standard product:	Yes
Mould coupling:	Yes

Dimensions

Connection A:	G 1/4
D mm:	29
L mm:	57,5
L1 mm:	10
SW mm:	19