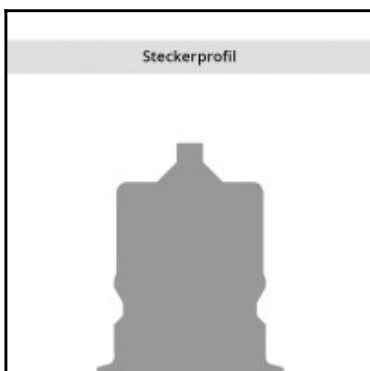
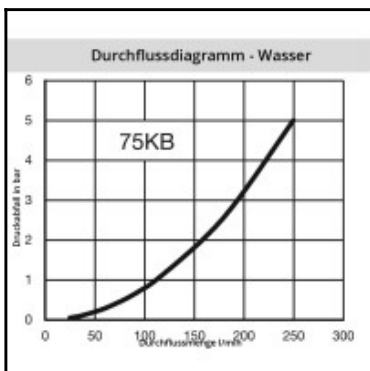
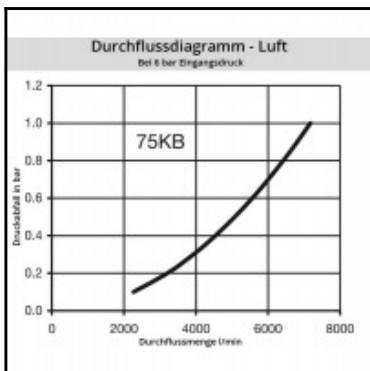
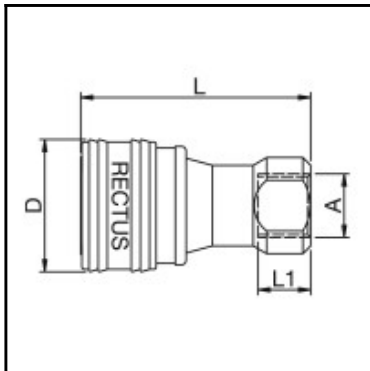


## Datasheet of 75KBIW26REX Quick coupling with female thread



### Description

Quick coupling double shut-off, female thread G 3/4, nominal diameter 13, <160 bar, stainless steel AISI 303, seal EPDM

Coupling series 75kb with plug profile compliant with ISO 7241-1 series B. Particularly suited to use with liquid medio. Coupling system with two-hand operation, i.e. both hands are required when coupling/uncoupling. The coupling series stands out for its high flow rates against a low pressure drop.

### Details

Series:	75
Series long:	75KB
Bore in mm:	13
Bore area in mm²:	133
Advantages:	Particularly suited to use with liquid medio.
Working pressure:	PB = 160 bar maximum static working pressure with safety factor 4 to 1.
Working temperature:	-20°C up to +100°C (NBR) -40°C up to +120/150°C (EPDM) -15°C up to +200°C (FKM) depending on the medium.
Shut-Off:	Quick coupling Double Shut-Off
Connection:	Female thread 3/4"
Connection description:	Female pipe thread of Whitworth form ISO 228 3/4"
Connection type:	Female thread
Material:	stainless steel AISI 303
Material description:	stainless steel AISI 303
Seal description:	Ethylene-propylene-diene rubber
Surface:	blank finish
Material connection:	stainless steel AISI 303
Material valve body:	stainless steel AISI 303
Material sleeve:	stainless steel AISI 303
Material valve:	stainless steel AISI 303
Material spring snap ring:	stainless steel AISI 301
Material balls/pins:	Stainless steel AISI 316
Weight in kg:	0,6638
Self-venting coupling:	No
Safety locking system:	No
Single-hand operation:	No
Two-hand operation:	Yes
Ball locking:	Yes
Pin lock:	No
Ultra-FLO-valve:	No
Vacuum suitable:	Yes
Water-resistant:	Yes
Flat-sealing:	No
Suitable breath / respiratory protection:	Yes
Pressure eliminator:	No
Hydraulics:	No
Pneumatics:	Yes
Standard product:	Yes
Mould coupling:	Yes

### Dimensions

Connection A:	G 3/4
D mm:	55
L mm:	96
L1 mm:	24
SW mm:	34