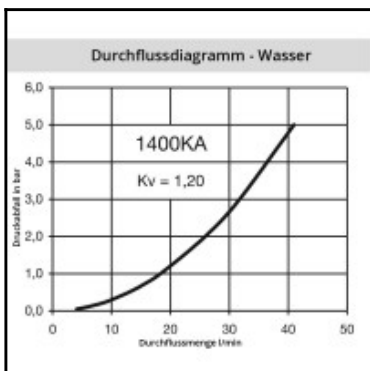
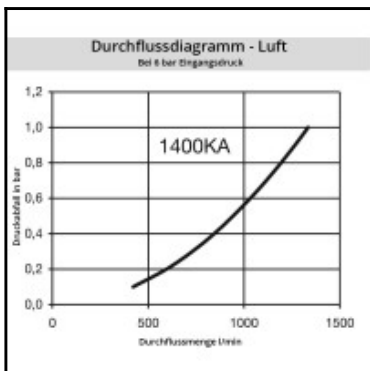
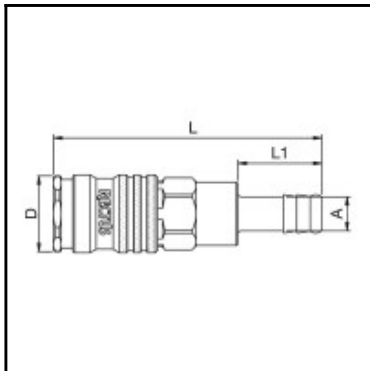


## Datasheet of 1400KATF06SPN Quick coupling with hose barb



### Description

Quick coupling single shut-off, hose barb 6mm (1/4), nominal diameter 5,5, <35 bar, steel nickel plated, seal NBR

RectusTema premium industrial coupling 1/4 according to ISO 6150 B. Suitable for compressed air applications with greater than average air consumption. Coupling system with single-hand operation. UltraFlo valve for optimum flow and low pressure drop.

### Details

Series:	1400
Series long:	1400KA
Bore in mm:	5,5
Bore area in mm²:	25
Advantages:	One-hand operation. UltraFlo valve. Reduced coupling forces.
Compatibility:	INDUSTR. INTERCHANGE 1/4" US-MIL-SPEC-C-4109 ISO 6150 B RECTUS 23 + 24 RECTUS 1423 TEMA 1400 ISO 6150 PARKER 20 1/4" + 30 1/4"
Working pressure:	35 bar maximum static working pressure with safety factor 4 to 1.
Working temperature:	-20°C up to +100°C (NBR) -40°C up to +120/150°C (EPDM) -15°C up to +200°C (FKM) depending on the medium.
Shut-Off:	Quick coupling Single Shut-Off
Connection:	Hose barb 6mm LW(1/4")
Connection description:	Hose barb 6mm LW(1/4")
Connection type:	Hose barb
Material:	Steel nickel-plated
Material description:	Steel 9SMnPb28K 1.0718
Seal description:	Nitrite-butadiene rubber
Surface:	nickel plated
Material connection:	Brass nickel plated
Material valve body:	Steel, QPQ treated
Material sleeve:	Brass nickel plated
Material valve:	Brass
Material spring snap ring:	stainless steel AISI 301
Material balls/pins:	Stainless steel AISI 420
Material seal:	Perbunan®
Weight in kg:	0,1097
Self-venting coupling:	No
Safety locking system:	No
Single-hand operation:	Yes
Two-hand operation:	No
Ball locking:	Yes
Pin lock:	Yes
Ultra-FLO-valve:	Yes
Vacuum suitable:	Yes
Water-resistant:	No
Flat-sealing:	No
Suitable breath / respiratory protection:	No
Pressure eliminator:	No
Hydraulics:	No
Pneumatics:	Yes
Standard product:	No
Mould coupling:	No

### Dimensions

Connection A:	6 mm
D mm:	23
L mm:	80
L1 mm:	25
SW mm:	19