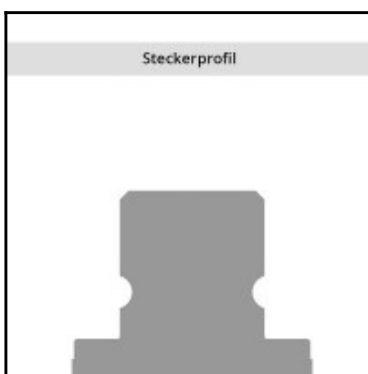
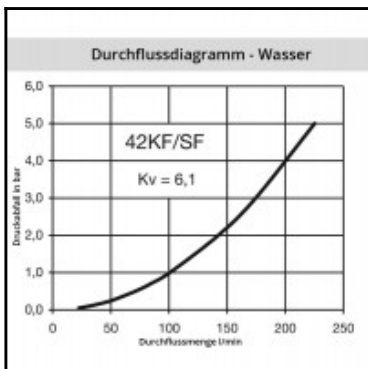
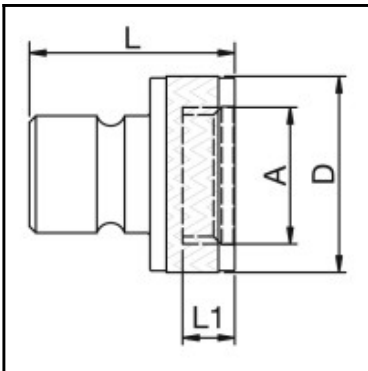


## Datasheet of 42SFIW21MXC Plug with female thread



### Description

Plug straight-through, female thread G 1/2, nominal diameter 11, <35 bar, brass chrome plated

Brass coupling with no valve for applications with liquids in the pressure range up to 35 bar. The couplings are corrosion resistant. The system stands out for a high flow with minimal pressure drop.

### Details

Series:	42
Series long:	42SF
Bore in mm:	11
Bore area in mm²:	95
Advantages:	Non-corrosive. High flow. Minimal pressure drop.
Working pressure:	35 bar maximum static working pressure with safety factor 4 to 1.
Working temperature:	-20°C up to +100°C (NBR) -40°C up to +120/150°C (EPDM) -15°C up to +200°C (FKM) depending on the medium.
Shut-Off:	Plug Straight-Through
Connection:	Female thread 1/2"
Connection description:	Female pipe thread of Whitworth form ISO 228 1/2"
Connection type:	Female thread
Material:	brass chrome plated
Material description:	Brass CuZn39Pb3 2.0401 (except sleeve)
Surface:	chrome plated
Weight in kg:	0,0691
Self-venting coupling:	No
Safety locking system:	No
Single-hand operation:	Yes
Two-hand operation:	No
Ball locking:	No
Pin lock:	No
Ultra-FLO-valve:	No
Vacuum suitable:	Yes
Water-resistant:	Yes
Flat-sealing:	No
Suitable breath / respiratory protection:	No
Pressure eliminator:	No
Hydraulics:	No
Pneumatics:	Yes
Standard product:	No
Mould coupling:	No

### Dimensions

Connection A:	G 1/2
D mm:	30
L mm:	31,5
L1 mm:	8