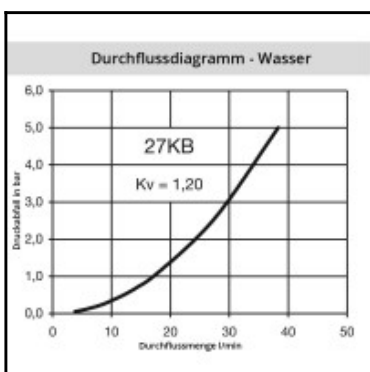
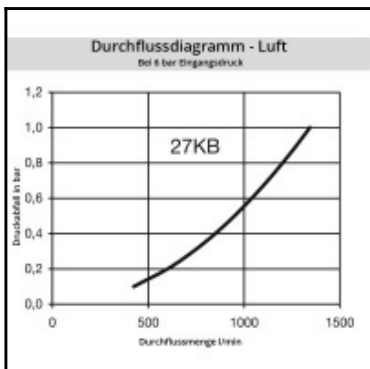
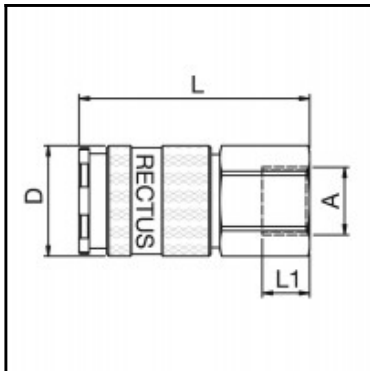


Datasheet of 27KBIW17BEX Quick coupling with female thread



Description

Quick coupling double shut-off, female thread G 3/8, nominal diameter 10, <35 bar, brass, seal EPDM

1/2 universal industrial coupling with standard European profile for use with large pneumatic consumers. Coupling system with single-hand operation. UltraFlo valve for optimum flow and low pressure drop. The series stands out for its robust design (steel sleeve), extremely high flow and long service life even with the harshest use. The collar design minimises damage to the valve body.

Details

Series:	27
Series long:	27KB
Bore in mm:	10
Bore area in mm²:	80
Advantages:	One-hand operation. Low pressure Drop. UltraFlo valve. The collar design minimises damage to the valve body.
Working pressure:	35 bar maximum static working pressure with safety factor 4 to 1.
Working temperature:	-20°C up to +100°C (NBR) -40°C up to +120/150°C (EPDM) -15°C up to +200°C (FKM) 0°C up to +316°C (FFKM) depending on the medium.
Shut-Off:	Quick coupling Double Shut-Off
Connection:	Female thread 3/8"
Connection description:	Female pipe thread of Whitworth form ISO 228 3/8"
Connection type:	Female thread
Material:	Brass
Material description:	Brass CuZn39Pb3 2.0401 (completely)
Seal description:	Ethylene-propylene-diene rubber
Surface:	blank finish
Material connection:	Brass
Material valve body:	Brass
Material sleeve:	Brass
Material valve:	Brass
Material spring snap ring:	stainless steel AISI 301
Material balls/pins:	Stainless steel AISI 420
Weight in kg:	0,1536
Self-venting coupling:	No
Safety locking system:	No
Single-hand operation:	Yes
Two-hand operation:	No
Ball locking:	Yes
Pin lock:	No
Ultra-FLO-valve:	No
Vacuum suitable:	No
Water-resistant:	Yes
Flat-sealing:	No
Suitable breath / respiratory protection:	No
Pressure eliminator:	No
Hydraulics:	No
Pneumatics:	Yes
Standard product:	No
Mould coupling:	No

Dimensions

Connection A:	G 3/8
D mm:	27
L mm:	56
L1 mm:	11
SW mm:	24