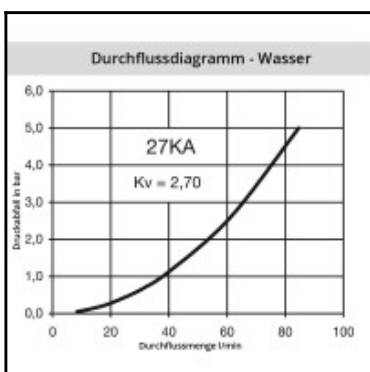
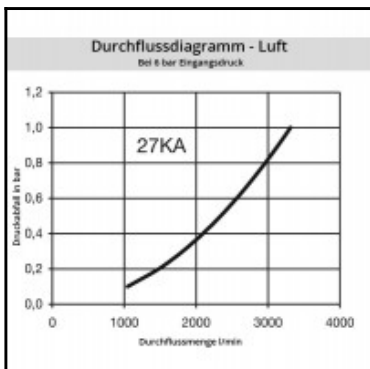
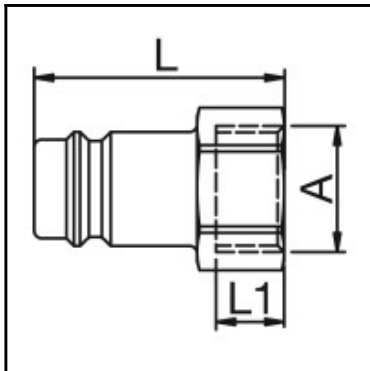


Datasheet of 27SFIW21SXN Plug with female thread



Description

Plug straight-through, female thread G 1/2, nominal diameter 10, <35 bar, steel nickel plated

1/2 universal industrial coupling with standard European profile for use with large pneumatic consumers. Coupling system with single-hand operation. UltraFlo valve for optimum flow and low pressure drop. The series stands out for its robust design (steel sleeve), extremely high flow and long service life even with the harshest use. The collar design minimises damage to the valve body.

Details

Series:	27
Series long:	27SF
Bore in mm:	10
Bore area in mm²:	80
Advantages:	One-hand operation. Low pressure Drop. The collar design minimises damage to the valve body. UltraFlo valve.
Compatibility:	RECTUS 41 RECTUS 1700 RECTUS 1727 TEMA 1700
Working pressure:	35 bar maximum static working pressure with safety factor 4 to 1.
Working temperature:	-20°C up to +100°C (NBR) -40°C up to +120/150°C (EPDM) -15°C up to +200°C (FKM) 0°C up to +316°C (FFKM) depending on the medium.
Shut-Off:	Plug Straight-Through
Connection:	Female thread 1/2"
Connection description:	Female pipe thread of Whitworth form ISO 228 1/2"
Connection type:	Female thread
Material:	Steel nickel-plated
Material description:	Steel 9SMnPb28K 1.0718
Surface:	nickel plated
Weight in kg:	0,0415
Self-venting coupling:	No
Safety locking system:	No
Single-hand operation:	Yes
Two-hand operation:	No
Ball locking:	No
Pin lock:	No
Ultra-FLO-valve:	No
Vacuum suitable:	No
Water-resistant:	No
Flat-sealing:	No
Suitable breath / respiratory protection:	No
Pressure eliminator:	No
Hydraulics:	No
Pneumatics:	Yes
Standard product:	Yes
Mould coupling:	No

Dimensions

Connection A:	G 1/2
L mm:	37
L1 mm:	12
SW mm:	24