
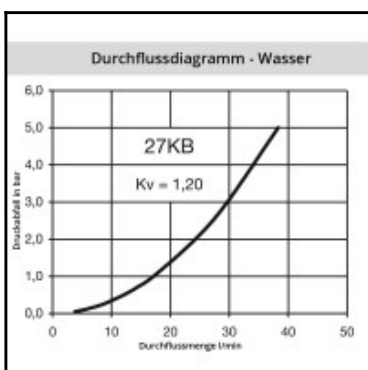
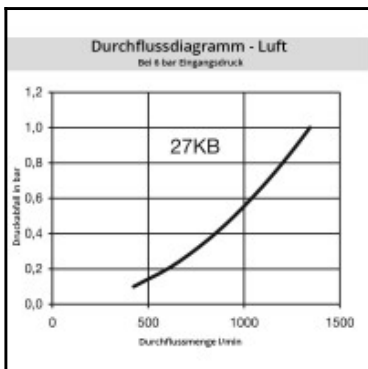
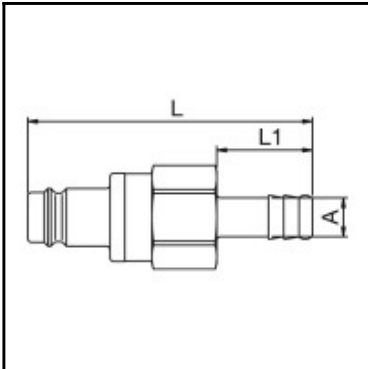


Datasheet of 27SBTF06MPX Plug with hose barb



Description

Plug double shut-off, hose barb 6mm (1/4), nominal diameter 10, <35 bar, brass, seal NBR

1/2 universal industrial coupling with standard European profile for use with large pneumatic consumers. Coupling system with single-hand operation. UltraFlo valve for optimum flow and low pressure drop. The series stands out for its robust design (steel sleeve), extremely high flow and long service life even with the harshest use. The collar design minimises damage to the valve body.

Details

Series:	27
Series long:	27SB
Bore in mm:	10
Bore area in mm²:	80
Advantages:	One-hand operation. Low pressure Drop. UltraFlo valve. The collar design minimises damage to the valve body.
Working pressure:	35 bar maximum static working pressure with safety factor 4 to 1.
Working temperature:	-20°C up to +100°C (NBR) -40°C up to +120/150°C (EPDM) -15°C up to +200°C (FKM) 0°C up to +316°C (FFKM) depending on the medium.
Shut-Off:	Plug Double Shut-Off
Connection:	Hose barb 6mm LW(1/4")
Connection description:	Hose barb 6mm LW(1/4")
Connection type:	Hose barb
Material:	Brass
Material description:	Brass CuZn39Pb3 2.0401 (except sleeve)
Seal description:	Nitrite-butadiene rubber
Surface:	blank finish
Material connection:	Brass
Material valve:	Brass
Material spring snap ring:	stainless steel AISI 301
Material seal:	Perbunan®
Weight in kg:	0,0962
Self-venting coupling:	No
Safety locking system:	No
Single-hand operation:	Yes
Two-hand operation:	No
Ball locking:	No
Pin lock:	No
Ultra-FLO-valve:	No
Vacuum suitable:	No
Water-resistant:	Yes
Flat-sealing:	No
Suitable breath / respiratory protection:	No
Pressure eliminator:	No
Hydraulics:	No
Pneumatics:	Yes
Standard product:	No
Mould coupling:	No

Dimensions

Connection A:	6 mm
L mm:	74
L1 mm:	25
SW mm:	24