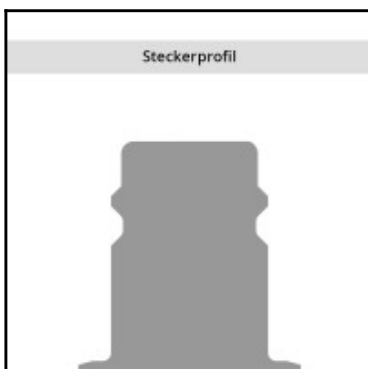
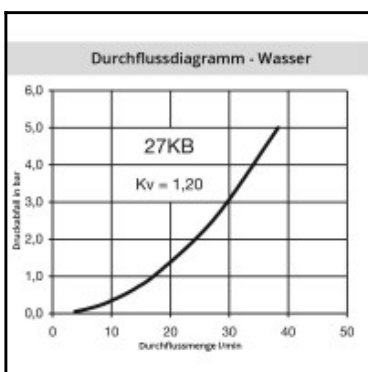
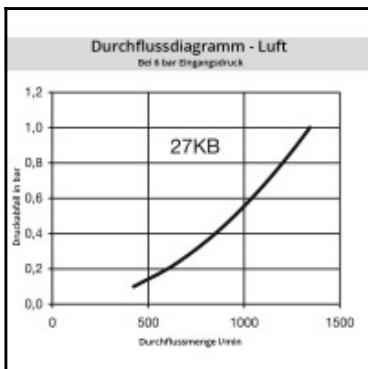
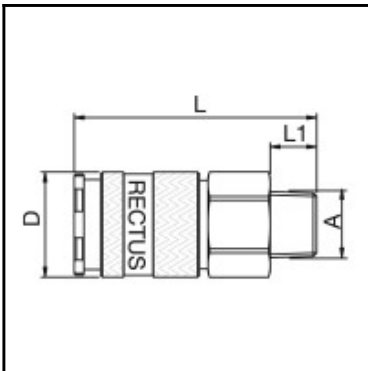


## Datasheet of 27KBAW17EVX Quick coupling with male thread



### Description

Quick coupling double shut-off, male thread G 3/8, nominal diameter 10, <35 bar, stainless steel AISI 316 L, seal FKM

1/2 universal industrial coupling with standard European profile for use with large pneumatic consumers. Coupling system with single-hand operation. UltraFlo valve for optimum flow and low pressure drop. The series stands out for its robust design, extremely high flow and long service life even with the harshest use. The collar design minimises damage to the valve body.

### Details

Series:	27
Series long:	27KB
Bore in mm:	10
Bore area in mm²:	80
Advantages:	One-hand operation. Low pressure Drop. The collar design minimises damage to the valve body. UltraFlo valve.
Working pressure:	35 bar maximum static working pressure with safety factor 4 to 1.
Working temperature:	-20°C up to +100°C (NBR) -40°C up to +120/150°C (EPDM) -15°C up to +200°C (FKM) depending on the medium.
Shut-Off:	Quick coupling Double Shut-Off
Connection:	Male thread 3/8"
Connection description:	Male pipe thread of Whitworth form ISO 228 3/8"
Connection type:	Male thread
Material:	stainless steel AISI 316 L
Material description:	stainless steel 1.4404
Seal description:	Fluororubber
Surface:	blank finish
Material connection:	stainless steel AISI 316 L
Material valve body:	stainless steel AISI 316 L
Material sleeve:	stainless steel AISI 316 L
Material valve:	stainless steel AISI 316 L
Material spring snap ring:	Stainless steel AISI 316Ti
Material balls/pins:	Stainless steel AISI 316
Material seal:	Viton®
Weight in kg:	0,096
Self-venting coupling:	No
Safety locking system:	No
Single-hand operation:	Yes
Two-hand operation:	No
Ball locking:	Yes
Pin lock:	No
Ultra-FLO-valve:	No
Vacuum suitable:	No
Water-resistant:	No
Flat-sealing:	No
Suitable breath / respiratory protection:	No
Pressure eliminator:	No
Hydraulics:	No
Pneumatics:	Yes
Standard product:	No
Mould coupling:	No

### Dimensions

Connection A:	G 3/8
D mm:	27
L mm:	57,5
L1 mm:	9
SW mm:	24