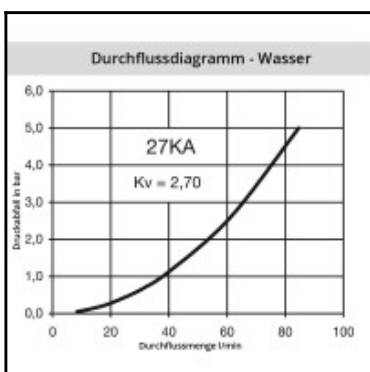
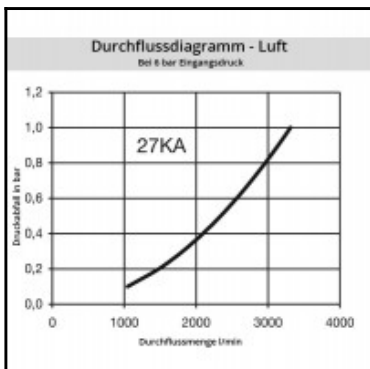
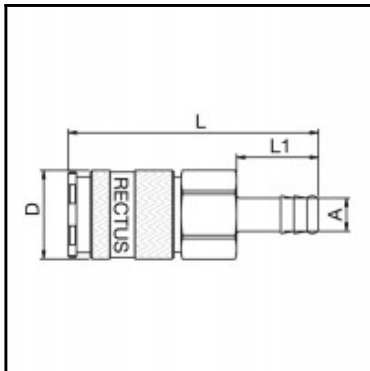


Datasheet of 27KATF09MPN Quick coupling with hose barb



Description

Quick coupling single shut-off, hose barb 9mm (3/8), nominal diameter 10, <35 bar, brass nickel plated, seal NBR

1/2 universal industrial coupling with standard European profile for use with large pneumatic consumers. Coupling system with single-hand operation. UltraFlo valve for optimum flow and low pressure drop. The series stands out for its robust design (steel sleeve), extremely high flow and long service life even with the harshest use. The collar design minimises damage to the valve body.

Details

Series:	27
Series long:	27KA
Bore in mm:	10
Bore area in mm²:	80
Advantages:	One-hand operation. Low pressure Drop. The collar design minimises damage to the valve body. UltraFlo valve.
Compatibility:	RECTUS 41 RECTUS 1700 RECTUS 1727 TEMA 1700
Working pressure:	35 bar maximum static working pressure with safety factor 4 to 1.
Working temperature:	-20°C up to +100°C (NBR) -40°C up to +120/150°C (EPDM) -15°C up to +200°C (FKM) 0°C up to +316°C (FFKM) depending on the medium.
Shut-Off:	Quick coupling Single Shut-Off
Connection:	Hose barb 9mm LW(3/8")
Connection description:	Hose barb 9mm LW(3/8")
Connection type:	Hose barb
Material:	Brass nickel plated
Material description:	Brass CuZn39Pb3 2.0401 (except sleeve)
Seal description:	Nitrite-butadiene rubber
Surface:	nickel plated
Material connection:	Brass nickel plated
Material valve body:	Brass nickel plated
Material sleeve:	Steel hardened and nickel plated
Material valve:	Brass
Material spring snap ring:	stainless steel AISI 301
Material balls/pins:	Stainless steel AISI 420
Material seal:	Perbunan®
Weight in kg:	0,1507
Self-venting coupling:	No
Safety locking system:	No
Single-hand operation:	Yes
Two-hand operation:	No
Ball locking:	Yes
Pin lock:	No
Ultra-FLO-valve:	No
Vacuum suitable:	No
Water-resistant:	No
Flat-sealing:	No
Suitable breath / respiratory protection:	No
Pressure eliminator:	No
Hydraulics:	No
Pneumatics:	Yes
Standard product:	Yes
Mould coupling:	No

Dimensions

Connection A:	9 mm
D mm:	27
L mm:	76
L1 mm:	25
SW mm:	24