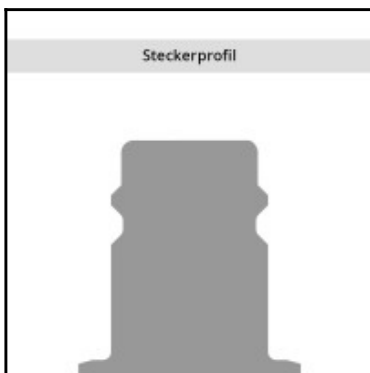
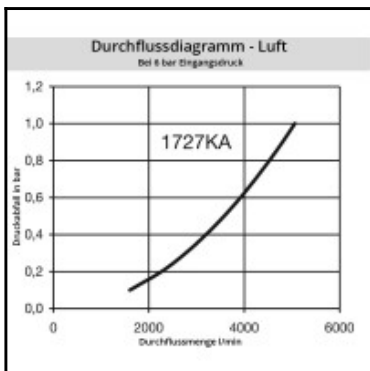
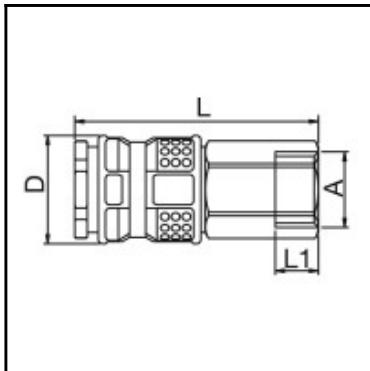


Datasheet of 1727KAIW17SPN Quick coupling with female thread



Description

Quick coupling single shut-off, female thread G 3/8, nominal diameter 10, <35 bar, steel nickel plated, seal NBR

Rectus Tema premium industrial coupling 1/2 with standard European profile. Suitable for compressed air applications with greater than average air consumption. Above-average flow values compared with standard market products. Coupling system with single-hand operation. UltraFlo valve for optimum flow and low pressure drop. Extremely robust and ergonomically shaped, 2-component plastic sleeve.

Details

Series:	1727
Series long:	1727KA
Bore in mm:	10
Bore area in mm²:	80
Advantages:	One-hand operation. UltraFlo valve. Reduced coupling forces. Ergonomic plastic sleeve.
Compatibility:	RECTUS 27 RECTUS 1700 TEMA 1700
Working pressure:	35 bar maximum static working pressure with safety factor 4 to 1.
Working temperature:	-20°C up to +40°C (NBR) -40°C up to +40°C (EPDM) -15°C up to +40°C (FKM) depending on the medium.
Shut-Off:	Quick coupling Single Shut-Off
Connection:	Female thread 3/8"
Connection description:	Female pipe thread of Whitworth form ISO 228 3/8"
Connection type:	Female thread
Material:	Steel nickel-plated
Material description:	Steel 9SMnPb28K 1.0718
Seal description:	Nitrite-butadiene rubber
Surface:	nickel plated
Material connection:	Brass nickel plated
Material valve body:	Steel, QPQ treated
Material sleeve:	PA6 + TPE
Material valve:	Brass
Material spring snap ring:	stainless steel AISI 301
Material balls/pins:	Stainless steel AISI 420
Material seal:	Perbunan®
Weight in kg:	0,147
Self-venting coupling:	No
Safety locking system:	No
Single-hand operation:	Yes
Two-hand operation:	No
Ball locking:	Yes
Pin lock:	No
Ultra-FLO-valve:	Yes
Vacuum suitable:	No
Water-resistant:	No
Flat-sealing:	No
Suitable breath / respiratory protection:	No
Pressure eliminator:	No
Hydraulics:	No
Pneumatics:	Yes
Standard product:	Yes
Mould coupling:	No

Dimensions

Connection A:	G 3/8
D mm:	30
L mm:	64,5
L1 mm:	10
SW mm:	24