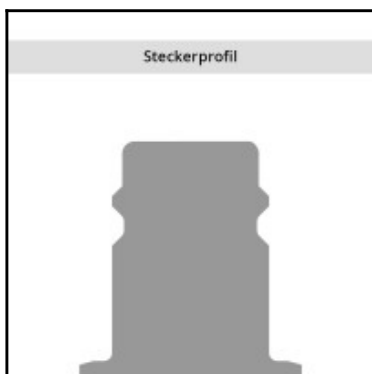
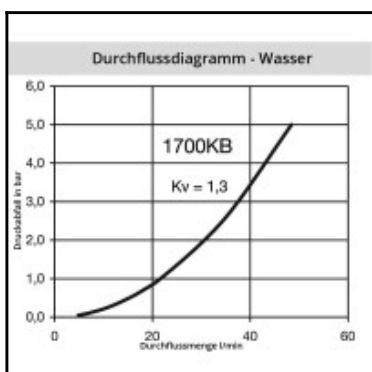
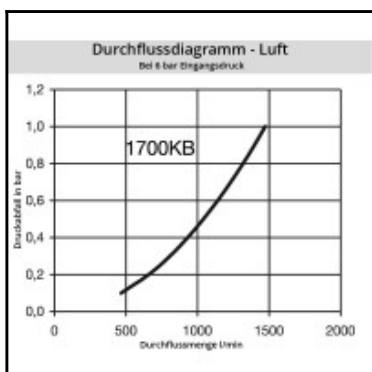
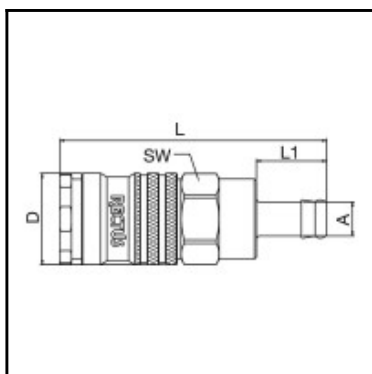


Datasheet of 1700KBTF10BPN Quick coupling with hose barb



Description

Quick coupling double shut-off, hose barb 10mm, nominal diameter 10, <35 bar, brass nickel plated, seal NBR

Rectus Tema premium industrial coupling 1/2 with standard European profile. Suitable for compressed air applications with greater than average air consumption. Above-average flow values compared with standard market products. Coupling system with single-hand operation. UltraFlo valve for optimum flow and low pressure drop.

Details

Series:	1700
Series long:	1700KB
Bore in mm:	10
Bore area in mm²:	80
Advantages:	One-hand operation. UltraFlo valve. Reduced coupling forces.
Compatibility:	RECTUS 27 RECTUS 1727 TEMA 1700
Working pressure:	35 bar maximum static working pressure with safety factor 4 to 1.
Working temperature:	-20°C up to +100°C (NBR) -40°C up to +120°C (EPDM) -15°C up to +200°C (FKM) 0°C up to +316°C (FFKM) depending on the medium.
Shut-Off:	Quick coupling Double Shut-Off
Connection:	Hose barb 10mm
Connection description:	Hose barb 10mm
Connection type:	Hose barb
Material:	Brass nickel plated
Material description:	Brass CuZn39Pb3 2.0401 (completely)
Seal description:	Nitrite-butadiene rubber
Surface:	nickel plated
Material connection:	Brass nickel plated
Material valve body:	Brass nickel plated
Material sleeve:	Brass nickel plated
Material valve:	Brass
Material spring snap ring:	stainless steel AISI 301
Material balls/pins:	Stainless steel AISI 420
Material seal:	Perbunan®
Weight in kg:	0,001
Self-venting coupling:	No
Safety locking system:	No
Single-hand operation:	Yes
Two-hand operation:	No
Ball locking:	Yes
Pin lock:	No
Ultra-FLO-valve:	Yes
Vacuum suitable:	No
Water-resistant:	Yes
Flat-sealing:	No
Suitable breath / respiratory protection:	No
Pressure eliminator:	No
Hydraulics:	No
Pneumatics:	Yes
Standard product:	No
Mould coupling:	No

Dimensions

Connection A:	10 mm
D mm:	27
L mm:	79,5
L1 mm:	21
SW mm:	24