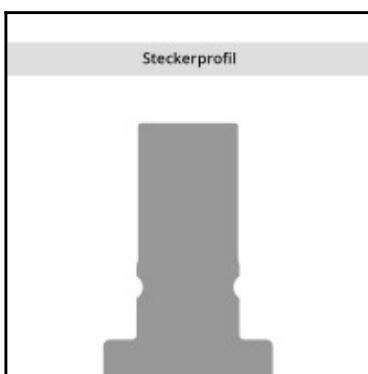
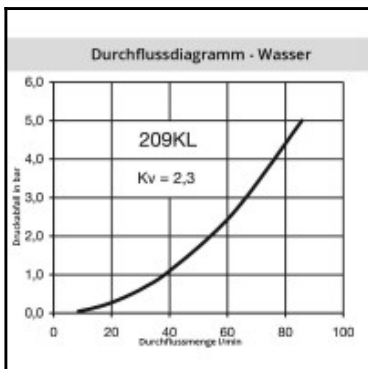
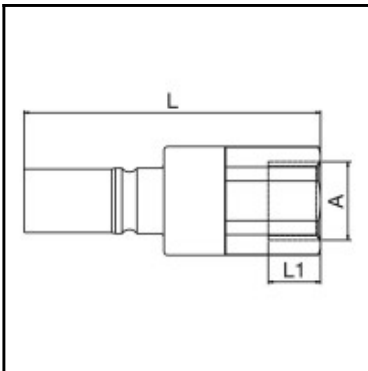


Datasheet of 209SLIW26EVX Plug with female thread



Description

Plug dry-break double shut-off, female thread G 3/4, nominal diameter 9, <15 bar, stainless steel AISI 316 L, seal FKM/FPM

Leak-free coupling system for applications in sensitive environments, for example in analysis technology, in cooling systems, in transport systems and many applications with aggressive media. Coupling system with single-hand operation, extremely low leakage rates and minimal dead space volume. Absolutely no air pockets when coupling and only a barely noticeable film of the medium being channelled on the valve bodies when uncoupling. Ergonomic sleeve design. Low coupling forces. Valve body protected by collar design.

Details

Series:	209
Series long:	209SL
Bore in mm:	9
Bore area in mm ² :	63,5
Advantages:	One-hand operation. Simple handling. Ergonomic sleeve design. Low coupling forces. Valve body protected by collar design. Extremely low leakage.
Compatibility:	RECTUS Design
Working pressure:	PB = 15 bar maximum static working pressure with safety factor 4 to 1.
Working temperature:	-20°C up to +100°C (NBR) other sealing materials available on request.
Shut-Off:	Plug Dry-Break (double shut-off)
Connection:	Female thread 3/4"
Connection description:	Female pipe thread of Whitworth form ISO 228 3/4"
Connection type:	Female thread
Material:	stainless steel AISI 316 L
Material description:	stainless steel 1.4404
Seal description:	Fluororubber
Surface:	blank finish
Material valve:	stainless steel AISI 316 L
Material spring snap ring:	Stainless steel AISI 316Ti
Material seal:	Viton®
Weight in kg:	0,2013
Self-venting coupling:	No
Safety locking system:	No
Single-hand operation:	Yes
Two-hand operation:	No
Ball locking:	No
Pin lock:	No
Ultra-FLO-valve:	No
Vacuum suitable:	Yes
Water-resistant:	No
Flat-sealing:	No
Suitable breath / respiratory protection:	No
Pressure eliminator:	No
Hydraulics:	No
Pneumatics:	Yes
Standard product:	No
Mould coupling:	No

Dimensions

Connection A:	G 3/4
L mm:	81,5
L1 mm:	16
SW mm:	32