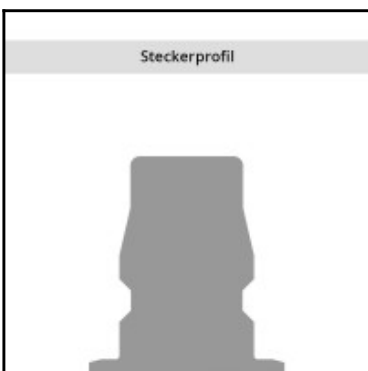
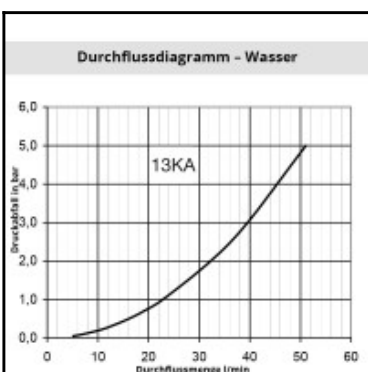
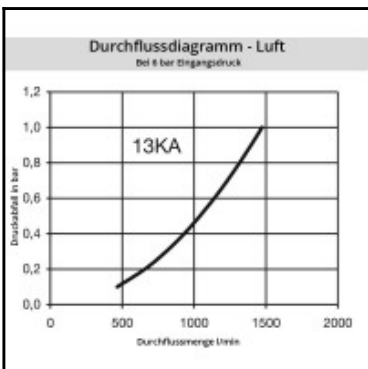
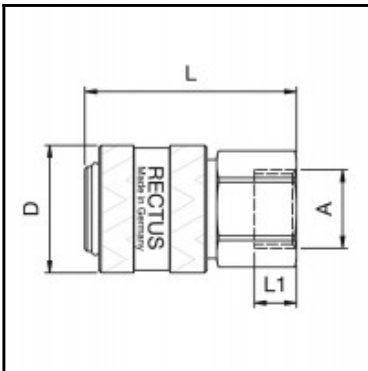


Datasheet of 13KAIW21MPX Quick coupling with female thread



Description

Quick coupling single shut-off, female thread G 1/2, nominal diameter 7,5, <35 bar, brass, seal NBR

Robust brass coupling with Japanese industrial profile. Coupling system with single-hand operation. Above average flow volumes and structure resistant to the effects of external forces.

Details

| | |
|---|--|
| Series: | 13 |
| Series long: | 13KA |
| Bore in mm: | 7,5 |
| Bore area in mm²: | 45 |
| Advantages: | One-hand operation. Corrosion free. |
| Compatibility: | RECTUS 03 |
| Working pressure: | 35 bar maximum static working pressure with safety factor 4 to 1. |
| Working temperature: | -20°C up to +100°C (NBR) -40°C up to +120/150°C (EPDM) -15°C up to +200°C (FKM) depending on the medium. |
| Shut-Off: | Quick coupling Single Shut-Off |
| Connection: | Female thread 1/2" |
| Connection description: | Female pipe thread of Whitworth form ISO 228 1/2" |
| Connection type: | Female thread |
| Material: | Brass |
| Material description: | Brass CuZn39Pb3 2.0401 (except sleeve) |
| Seal description: | Nitrite-butadiene rubber |
| Surface: | blank finish |
| Material connection: | Brass |
| Material valve body: | Brass |
| Material sleeve: | Brass |
| Material valve: | Brass |
| Material spring snap ring: | stainless steel AISI 301 |
| Material balls/pins: | Stainless steel AISI 420 |
| Material seal: | Perbunan® |
| Weight in kg: | 0,1021 |
| Self-venting coupling: | No |
| Safety locking system: | No |
| Single-hand operation: | Yes |
| Two-hand operation: | No |
| Ball locking: | Yes |
| Pin lock: | No |
| Ultra-FLO-valve: | No |
| Vacuum suitable: | Yes |
| Water-resistant: | Yes |
| Flat-sealing: | No |
| Suitable breath / respiratory protection: | No |
| Pressure eliminator: | No |
| Hydraulics: | No |
| Pneumatics: | Yes |
| Standard product: | No |
| Mould coupling: | No |

Dimensions

| | |
|---------------|-------|
| Connection A: | G 1/2 |
| D mm: | 27 |
| L mm: | 48 |
| L1 mm: | 12 |
| SW mm: | 24 |