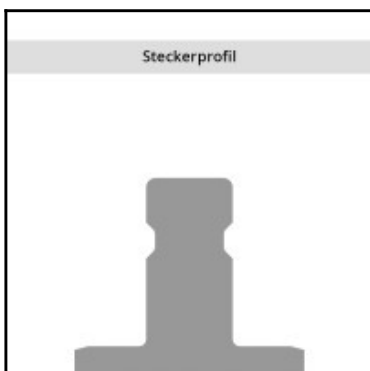
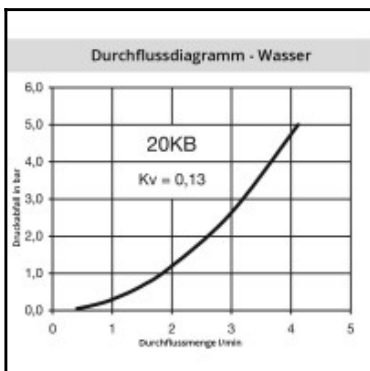
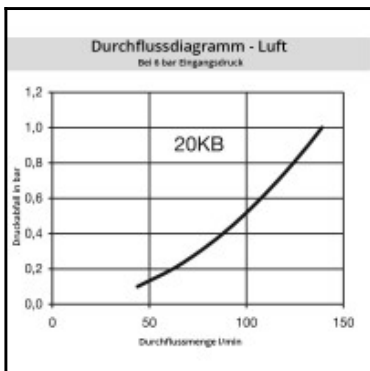
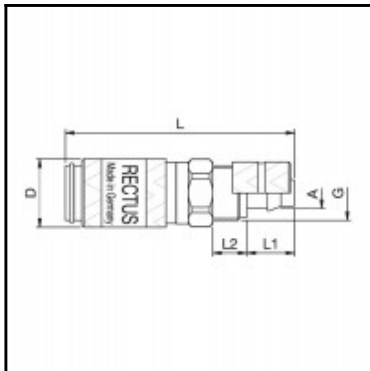


Datasheet of 20KBK004REX Quick coupling with tube nut



Description

Quick coupling double shut-off, with hose nut 3 x 4 mm, nominal diameter 2,7, <35 bar, stainless steel AISI 303, seal EPDM

Mini industrial coupling with internationally used profile. Frequent use in medical technology and chemistry/pharmacy. Coupling system with single-hand operation. High flow despite small dimensions plus many applications with a variety of medio.

Details

Series:	20
Series long:	20KB
Bore in mm:	2,7
Bore area in mm²:	5
Advantages:	One-hand operation. Small dimensions. Low pressure Drop.
Working pressure:	35 bar maximum static working pressure with safety factor 4 to 1.
Working temperature:	-20°C up to +100°C (NBR) -40°C up to +120/150°C (EPDM) -15°C up to +200°C (FKM) depending on the medium.
Shut-Off:	Quick coupling Double Shut-Off
Connection:	with tube nut 3 x 4 mm
Connection description:	with hose nut without spring guard 3 x 4 mm
Connection type:	Connection nut
Material:	stainless steel AISI 303
Material description:	stainless steel AISI 303
Seal description:	Ethylene-propylene-diene rubber
Surface:	blank finish
Material connection:	stainless steel AISI 303
Material valve body:	stainless steel AISI 303
Material sleeve:	stainless steel AISI 303
Material valve:	stainless steel AISI 303
Material spring snap ring:	stainless steel AISI 301
Material balls/pins:	Stainless steel AISI 316
Weight in kg:	0,01
Self-venting coupling:	No
Safety locking system:	No
Single-hand operation:	Yes
Two-hand operation:	No
Ball locking:	Yes
Pin lock:	No
Ultra-FLO-valve:	No
Vacuum suitable:	Yes
Water-resistant:	Yes
Flat-sealing:	No
Suitable breath / respiratory protection:	No
Pressure eliminator:	No
Hydraulics:	No
Pneumatics:	Yes
Standard product:	No
Mould coupling:	No

Dimensions

Connection A:	3 x 4 mm
D mm:	10
G mm:	M 7 x 0,5
L mm:	34
L1 mm:	7
L2 mm:	5
SW mm:	9