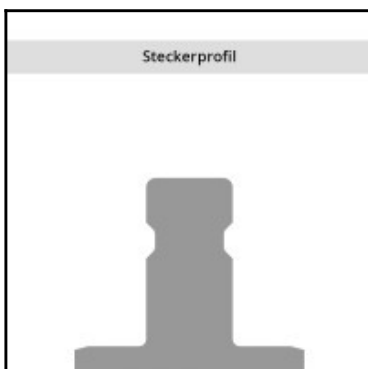
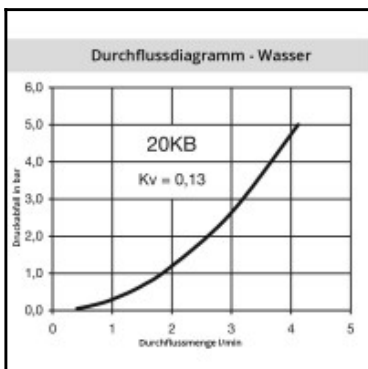
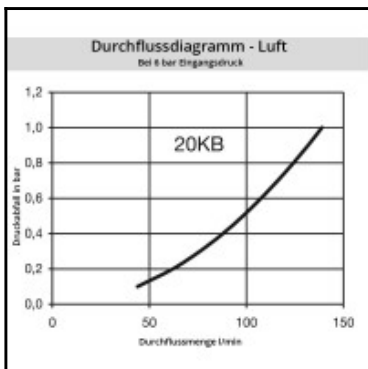
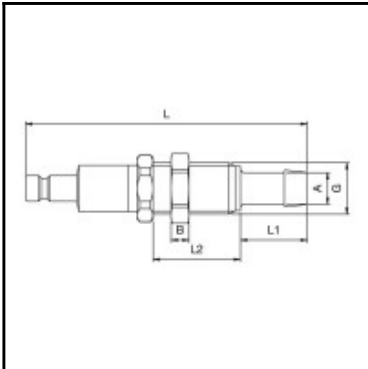


Datasheet of 20SBTS06MPX Plug panel mount with hose barb



Description

Plug double shut-off, panel mount with hose barb 6mm (1/4), nominal diameter 2,7, <35 bar, brass, seal NBR

Mini industrial coupling with internationally used profile. Frequent use in medical technology and chemistry/pharmacy. Coupling system with single-hand operation. High flow despite small dimensions plus many applications with a variety of medio.

Details

Series:	20
Series long:	20SB
Bore in mm:	2,7
Bore area in mm²:	5
Advantages:	One-hand operation. Small dimensions. Low pressure Drop.
Working pressure:	35 bar maximum static working pressure with safety factor 4 to 1.
Working temperature:	-20°C up to +100°C (NBR) -40°C up to +120/150°C (EPDM) -15°C up to +200°C (FKM) depending on the medium.
Shut-Off:	Plug Double Shut-Off
Connection:	Hose barb in Panel mount 6mm LW(1/4")
Connection description:	Hose barb in Panel mount 6mm LW(1/4")
Connection type:	Hose barb
Material:	Brass
Material description:	Brass CuZn39Pb3 2.0401 (except sleeve)
Seal description:	Nitrite-butadiene rubber
Surface:	blank finish
Material connection:	Brass
Material valve:	Brass
Material spring snap ring:	stainless steel AISI 301
Material seal:	Perbunan®
Weight in kg:	0,018
Self-venting coupling:	No
Safety locking system:	No
Single-hand operation:	Yes
Two-hand operation:	No
Ball locking:	No
Pin lock:	No
Ultra-FLO-valve:	No
Vacuum suitable:	Yes
Water-resistant:	Yes
Flat-sealing:	No
Suitable breath / respiratory protection:	No
Pressure eliminator:	No
Hydraulics:	No
Pneumatics:	Yes
Standard product:	No
Mould coupling:	No

Dimensions

Connection A:	6 mm
B mm:	3
G mm:	M 10 x 1
L mm:	46,5
L1 mm:	13
L2 mm:	17
SW mm:	12
SW1 mm:	12