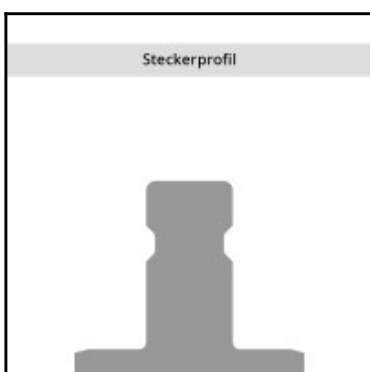
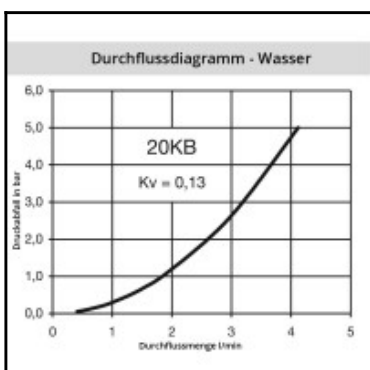
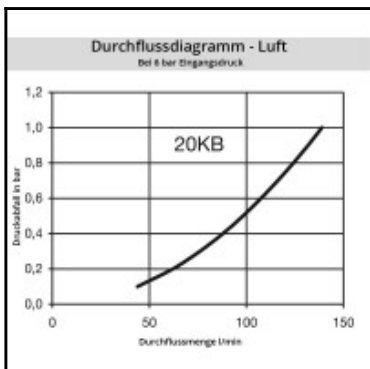
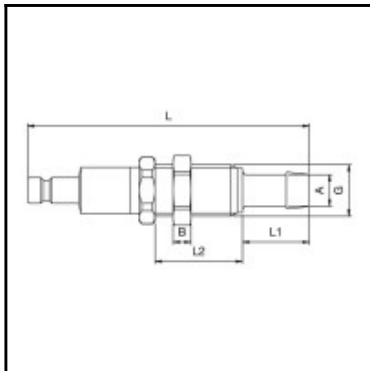


Datasheet of 20SBTS04MPX Plug panel mount with hose barb



Description

Plug double shut-off, panel mount with hose barb 4mm (3/16), nominal diameter 2,7, <35 bar, brass, seal NBR

Mini industrial coupling with internationally used profile. Frequent use in medical technology and chemistry/pharmacy. Coupling system with single-hand operation. High flow despite small dimensions plus many applications with a variety of medio.

Details

| | |
|---|--|
| Series: | 20 |
| Series long: | 20SB |
| Bore in mm: | 2,7 |
| Bore area in mm²: | 5 |
| Advantages: | One-hand operation. Small dimensions. Low pressure Drop. |
| Working pressure: | 35 bar maximum static working pressure with safety factor 4 to 1. |
| Working temperature: | -20°C up to +100°C (NBR) -40°C up to +120/150°C (EPDM) -15°C up to +200°C (FKM) depending on the medium. |
| Shut-Off: | Plug Double Shut-Off |
| Connection: | Hose barb in Panel mount 4mm LW(3/16") |
| Connection description: | Hose barb in Panel mount 4mm LW(3/16") |
| Connection type: | Hose barb |
| Material: | Brass |
| Material description: | Brass CuZn39Pb3 2.0401 (except sleeve) |
| Seal description: | Nitrite-butadiene rubber |
| Surface: | blank finish |
| Material connection: | Brass |
| Material valve: | Brass |
| Material spring snap ring: | stainless steel AISI 301 |
| Material seal: | Perbunan® |
| Weight in kg: | 0,014 |
| Self-venting coupling: | No |
| Safety locking system: | No |
| Single-hand operation: | Yes |
| Two-hand operation: | No |
| Ball locking: | No |
| Pin lock: | No |
| Ultra-FLO-valve: | No |
| Vacuum suitable: | Yes |
| Water-resistant: | Yes |
| Flat-sealing: | No |
| Suitable breath / respiratory protection: | No |
| Pressure eliminator: | No |
| Hydraulics: | No |
| Pneumatics: | Yes |
| Standard product: | No |
| Mould coupling: | No |

Dimensions

| | |
|---------------|-----------|
| Connection A: | 4 mm |
| B mm: | 3 |
| G mm: | M 7 x 0,5 |
| L mm: | 52,5 |
| L1 mm: | 13 |
| L2 mm: | 17 |
| SW mm: | 12 |
| SW1 mm: | 11 |