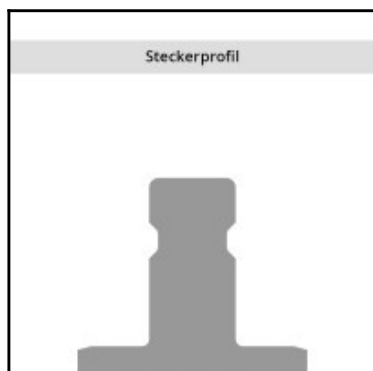
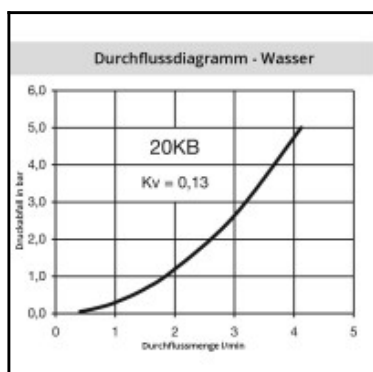
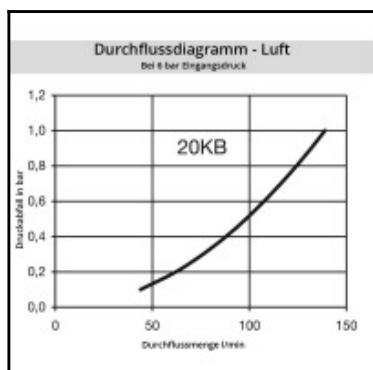
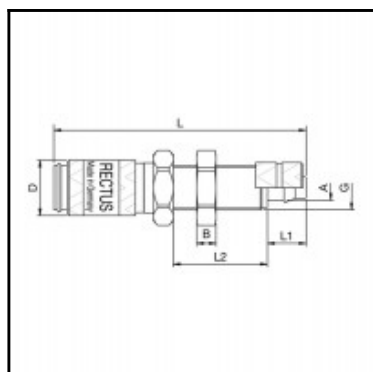


## Datasheet of 20KBKS06MPX Quick coupling with panel mount



### Description

Quick coupling double shut-off, panel mount 4 x 6 mm, nominal diameter 2,7, <35 bar, brass, seal NBR

Mini industrial coupling with internationally used profile. Frequent use in medical technology and chemistry/pharmacy. Coupling system with single-hand operation. High flow despite small dimensions plus many applications with a variety of medio.

### Details

Series:	20
Series long:	20KB
Bore in mm:	2,7
Bore area in mm²:	5
Advantages:	One-hand operation. Small dimensions. Low pressure Drop.
Working pressure:	35 bar maximum static working pressure with safety factor 4 to 1.
Working temperature:	-20°C up to +100°C (NBR) -40°C up to +120/150°C (EPDM) -15°C up to +200°C (FKM) depending on the medium.
Shut-Off:	Quick coupling Double Shut-Off
Connection:	Panel mount 4 x 6 mm
Connection description:	Panel mount without spring guard 4 x 6 mm
Connection type:	Connection nut
Material:	Brass
Material description:	Brass CuZn39Pb3 2.0401 (except sleeve)
Seal description:	Nitrite-butadiene rubber
Surface:	blank finish
Material connection:	Brass
Material valve body:	Brass
Material sleeve:	Brass
Material valve:	Brass
Material spring snap ring:	stainless steel AISI 301
Material balls/pins:	Stainless steel AISI 420
Material seal:	Perbunan®
Weight in kg:	0,018
Self-venting coupling:	No
Safety locking system:	No
Single-hand operation:	Yes
Two-hand operation:	No
Ball locking:	Yes
Pin lock:	No
Ultra-FLO-valve:	No
Vacuum suitable:	Yes
Water-resistant:	Yes
Flat-sealing:	No
Suitable breath / respiratory protection:	No
Pressure eliminator:	No
Hydraulics:	No
Pneumatics:	Yes
Standard product:	No
Mould coupling:	No

### Dimensions

Connection A:	4 x 6 mm
B mm:	3,5
D mm:	10
G mm:	M 8 x 0,5
L mm:	45
L1 mm:	7
L2 mm:	17
SW mm:	12
SW1 mm:	12