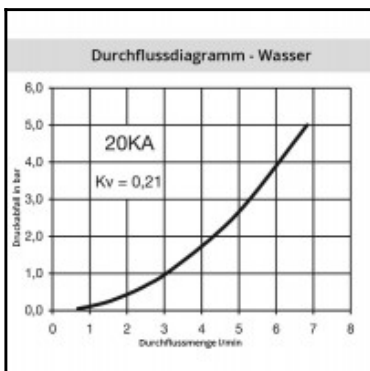
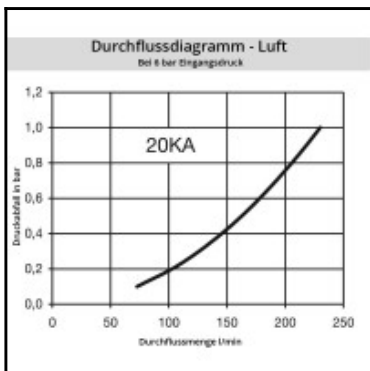
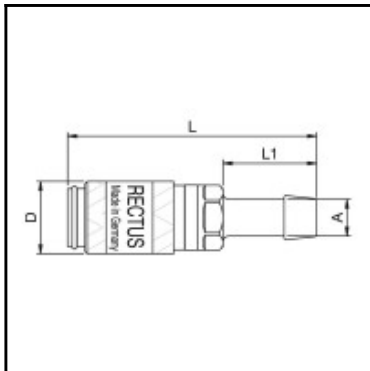


Datasheet of 20KATF05RVX Quick coupling with hose barb



Description

Quick coupling single shut-off, hose barb 5 mm, nominal diameter 2,7, <35 bar, stainless steel AISI 303, seal FKM/FPM

Mini industrial coupling with internationally used profile. Frequent use in medical technology and chemistry/pharmacy. Coupling system with single-hand operation. High flow despite small dimensions plus many applications with a variety of media.

Details

| | |
|---|--|
| Series: | 20 |
| Series long: | 20KA |
| Bore in mm: | 2,7 |
| Bore area in mm²: | 6 |
| Advantages: | One-hand operation. Small dimensions. |
| Compatibility: | RECTUS 91 |
| Working pressure: | 35 bar maximum static working pressure with safety factor 4 to 1. |
| Working temperature: | -20°C up to +100°C (NBR) -40°C up to +120/150°C (EPDM) -15°C up to +200°C (FKM) depending on the medium. |
| Shut-Off: | Quick coupling Single Shut-Off |
| Connection: | Hose barb 5 mm |
| Connection description: | Hose barb 5 mm |
| Connection type: | Hose barb |
| Material: | stainless steel AISI 303 |
| Material description: | stainless steel AISI 303 |
| Seal description: | Fluororubber |
| Surface: | blank finish |
| Material connection: | stainless steel AISI 303 |
| Material valve body: | stainless steel AISI 303 |
| Material sleeve: | stainless steel AISI 303 |
| Material valve: | stainless steel AISI 303 |
| Material spring snap ring: | stainless steel AISI 301 |
| Material balls/pins: | Stainless steel AISI 316 |
| Material seal: | Viton® |
| Weight in kg: | 0,009 |
| Self-venting coupling: | No |
| Safety locking system: | No |
| Single-hand operation: | Yes |
| Two-hand operation: | No |
| Ball locking: | Yes |
| Pin lock: | No |
| Ultra-FLO-valve: | No |
| Vacuum suitable: | Yes |
| Water-resistant: | No |
| Flat-sealing: | No |
| Suitable breath / respiratory protection: | No |
| Pressure eliminator: | No |
| Hydraulics: | No |
| Pneumatics: | Yes |
| Standard product: | No |
| Mould coupling: | No |

Dimensions

| | |
|---------------|------|
| Connection A: | 5 mm |
| D mm: | 10 |
| L mm: | 35 |
| L1 mm: | 13 |