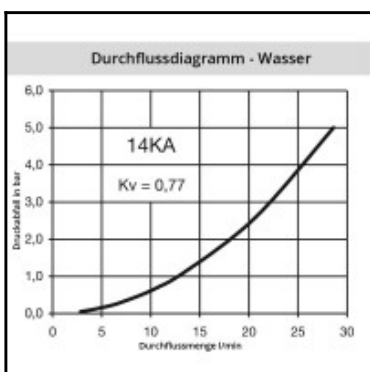
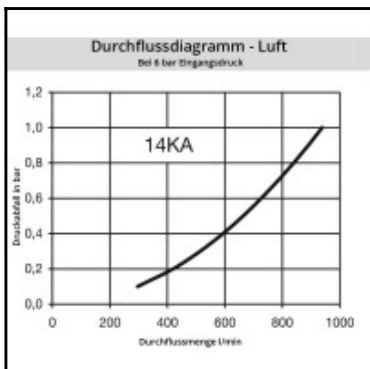
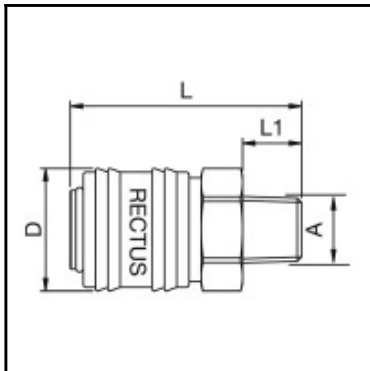


Datasheet of 14KAAW17MPX Quick coupling with male thread



Description

Quick coupling single shut-off, male thread G 3/8, nominal diameter 5,5, <35 bar, brass, seal NBR

Robust brass coupling with numerous connection options. Preferred application is the compressed air technology. Also particularly suited to use with water due to the brass valve. Coupling system with single-hand operation. Plug design optimised through greater insert depth. Preferred application is the compressed air technology. Also particularly suited to use with water due to the brass valve. Coupling system with single-hand operation. Plug design optimised through greater insert depth.

Details

Series:	14
Series long:	14KA
Bore in mm:	5,5
Bore area in mm²:	25
Advantages:	One-hand operation. The high insertion depth is guaranteed by an optimised plug guide.
Compatibility:	RECTUS 22, PARKER 50
Working pressure:	35 bar maximum static working pressure with safety factor 4 to 1.
Working temperature:	-20°C up to +100°C (NBR) -40°C up to +120/150°C (EPDM) -15°C up to +200°C (FKM) depending on the medium.
Shut-Off:	Quick coupling Single Shut-Off
Connection:	Male thread 3/8"
Connection description:	Male pipe thread of Whitworth form ISO 228 3/8"
Connection type:	Male thread
Material:	Brass
Material description:	Brass CuZn39Pb3 2.0401 (except sleeve)
Seal description:	Nitrite-butadiene rubber
Surface:	blank finish
Material connection:	Brass
Material valve body:	Brass
Material sleeve:	Brass
Material valve:	Brass
Material spring snap ring:	stainless steel AISI 301
Material balls/pins:	Stainless steel AISI 420
Material seal:	Perbunan®
Weight in kg:	0,091
Self-venting coupling:	No
Safety locking system:	No
Single-hand operation:	Yes
Two-hand operation:	No
Ball locking:	No
Pin lock:	Yes
Ultra-FLO-valve:	No
Vacuum suitable:	Yes
Water-resistant:	Yes
Flat-sealing:	No
Suitable breath / respiratory protection:	No
Pressure eliminator:	No
Hydraulics:	No
Pneumatics:	Yes
Standard product:	No
Mould coupling:	No

Dimensions

Connection A:	G 3/8
D mm:	25
L mm:	43
L1 mm:	9
SW mm:	22