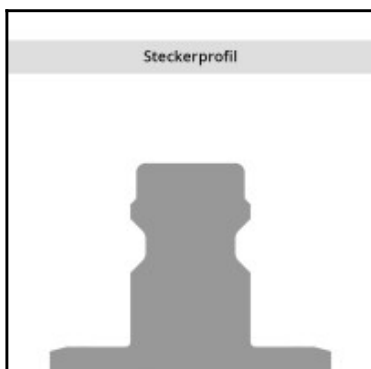
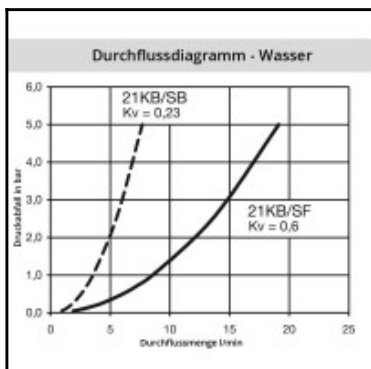
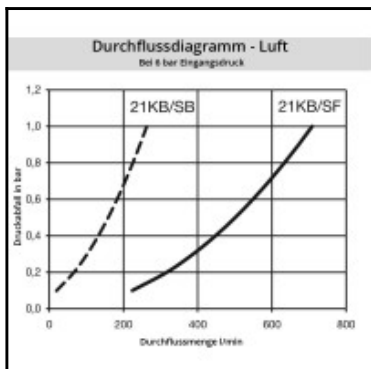
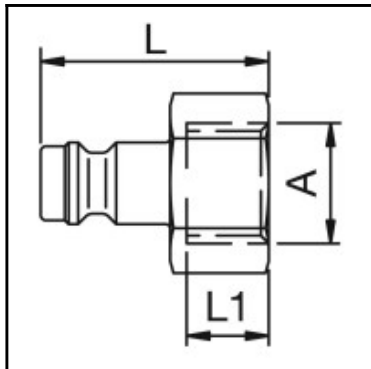


Datasheet of 21SFIW10FVXY Plug color coded



Description

Plug straight-through, color coded (Y = yellow), female thread G 1/8, nominal diameter 5, <10 bar, PVDF, seal FKM

Mini industrial coupling in plastics POM and PVDF with the world's most popular profile in this nominal diameter. Above average flow performance for liquid and gaseous media.

Details

| | |
|---|--|
| Series: | 21 |
| Series long: | 21SF |
| Bore in mm: | 5 |
| Bore area in mm²: | 20 |
| Advantages: | Coupling system with single-hand operation. This new type of plastic locking system with handy sleeve considerably expands the applications of this series. Two sleeve forms - tapered and cylindrical, where the tapered sleeve form facilitates handling with gloves. The color coding of the coupling and plug offers a guarantee for avoiding mix-ups between media when coupling. |
| Working pressure: | 10 bar (POM, at 20°C), 8 bar (PVDF, at 20°C) maximum static working pressure with safety factor 4 to 1. |
| Working temperature: | -20°C up to +80°C (POM) -20°C up to +120°C (PVDF) depending on the medium. |
| Shut-Off: | Plug Straight-Through |
| Connection: | Female thread 1/8" |
| Connection description: | Female pipe thread of Whitworth form ISO 228 1/8" |
| Connection type: | Female thread |
| Material: | PVDF |
| Material description: | PVDF |
| Seal description: | Fluororubber |
| Surface: | blank finish |
| Coding: | Y = yellow |
| Material seal: | Viton® |
| Weight in kg: | 0,005 |
| Coded: | Yes |
| Self-venting coupling: | No |
| Safety locking system: | No |
| Single-hand operation: | Yes |
| Two-hand operation: | No |
| Ball locking: | No |
| Pin lock: | No |
| Ultra-FLO-valve: | No |
| Vacuum suitable: | Yes |
| Water-resistant: | No |
| Flat-sealing: | No |
| Suitable breath / respiratory protection: | No |
| Pressure eliminator: | No |
| Hydraulics: | No |
| Pneumatics: | Yes |
| Standard product: | No |
| Mould coupling: | No |

Dimensions

| | |
|---------------|-------|
| Connection A: | G 1/8 |
| L mm: | 24 |
| L1 mm: | 8 |
| SW mm: | 14 |