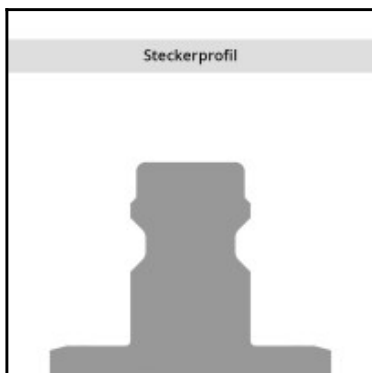
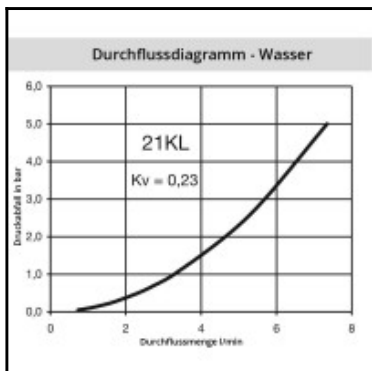
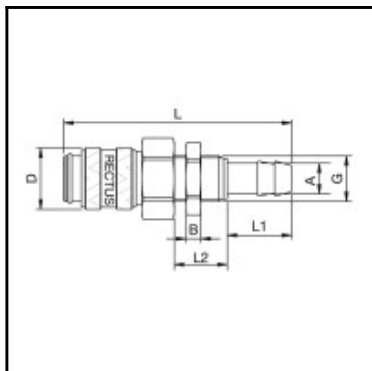


## Datasheet of 21KLTS06MPN Quick coupling with hose barb in panel mount



### Description

Quick coupling dry-break double shut-off, panel mount with hose barb 6mm (1/4), nominal diameter 5, <8 bar, brass nickel plated, seal NBR

Mini industrial coupling with the world's most popular profile in this nominal diameter. Above average flow performance for liquid and gaseous medio. Coupling system with single-hand operation. Small dimensions and large band width in materials and valve variants.

### Details

Series:	21
Series long:	21KL
Bore in mm:	5
Bore area in mm²:	20
Advantages:	One-hand operation. Small dimensions. Minimal, almost imperceptible leakage when uncoupling. No air locked into the system during the coupling process.
Working pressure:	PB = 8 bar maximum static working pressure with safety factor 4 to 1.
Working temperature:	-20°C up to +100°C (NBR) -40°C up to +120/150°C (EPDM) -15°C up to +200°C (FKM) 0°C up to +316°C (FFKM) depending on the medium.
Shut-Off:	Quick coupling Dry-Break (double shut-off)
Connection:	Hose barb in Panel mount 6mm LW(1/4")
Connection description:	Hose barb in Panel mount 6mm LW(1/4")
Connection type:	Hose barb
Material:	Brass nickel plated
Material description:	Brass CuZn39Pb3 2.0401 (except sleeve)
Seal description:	Nitrite-butadiene rubber
Surface:	nickel plated
Material connection:	Brass nickel plated
Material valve body:	Brass nickel plated
Material sleeve:	Brass nickel plated
Material valve:	Brass
Material spring snap ring:	stainless steel AISI 301
Material balls/pins:	Stainless steel AISI 420
Material seal:	Perbunan®
Weight in kg:	0,049
Self-venting coupling:	No
Safety locking system:	No
Single-hand operation:	Yes
Two-hand operation:	No
Ball locking:	Yes
Pin lock:	No
Ultra-FLO-valve:	No
Vacuum suitable:	Yes
Water-resistant:	Yes
Flat-sealing:	Yes
Suitable breath / respiratory protection:	No
Pressure eliminator:	No
Hydraulics:	No
Pneumatics:	Yes
Standard product:	No
Mould coupling:	No

### Dimensions

Connection A:	6 mm
B mm:	4
D mm:	16
G mm:	M 12 x 1
L mm:	60
L1 mm:	17
L2 mm:	14
SW mm:	17
SW1 mm:	17