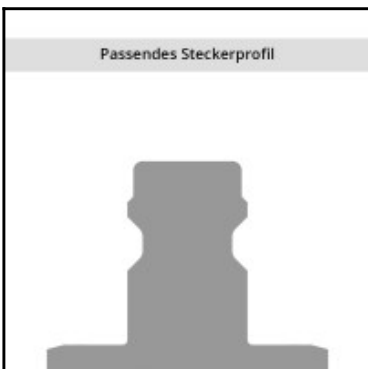
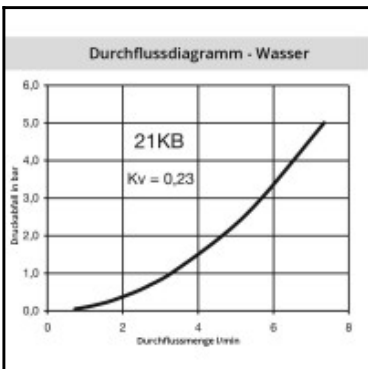
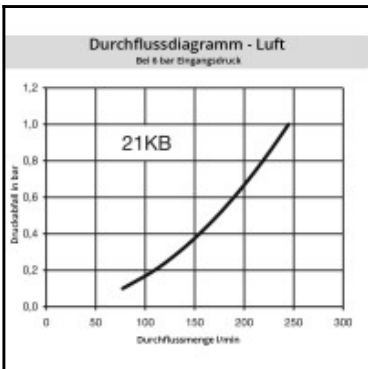
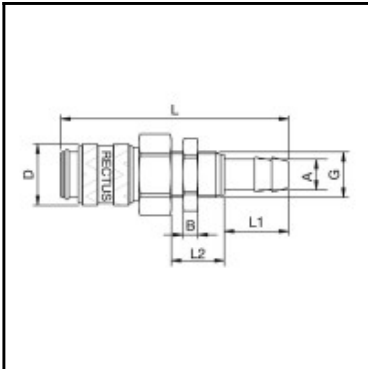


Datasheet of 21KBTS06MPX Quick coupling with hose barb in panel mount



Description

Quick coupling double shut-off, panel mount with hose barb 6mm (1/4), nominal diameter 5, <35 bar, brass, seal NBR

Mini industrial coupling with the world's most popular profile in this nominal diameter. Above average flow performance for liquid and gaseous media. Coupling system with single-hand operation. Small dimensions and large band width in materials and valve variants.

Details

Series:	21
Series long:	21KB
Bore in mm:	5
Bore area in mm ² :	20
Advantages:	One-hand operation. Small dimensions.
Working pressure:	35 bar maximum static working pressure with safety factor 4 to 1.
Working temperature:	-20°C up to +100°C (NBR) -40°C up to +120/150°C (EPDM) -15°C up to +200°C (FKM) 0°C up to +316°C (FFKM) depending on the medium.
Shut-Off:	Quick coupling Double Shut-Off
Connection:	Hose barb in Panel mount 6mm LW(1/4")
Connection description:	Hose barb in Panel mount 6mm LW(1/4")
Connection type:	Hose barb
Material:	Brass
Material description:	Brass CuZn39Pb3 2.0401 (except sleeve)
Seal description:	Nitrile-butadiene rubber
Surface:	blank finish
Material connection:	Brass
Material valve body:	Brass
Material sleeve:	Brass
Material valve:	Brass
Material spring snap ring:	stainless steel AISI 301
Material balls/pins:	Stainless steel AISI 420
Material seal:	Perbunan®
Weight in kg:	0,047
Self-venting coupling:	No
Safety locking system:	No
Single-hand operation:	Yes
Two-hand operation:	No
Ball locking:	Yes
Pin lock:	No
Ultra-FLO-valve:	No
Vacuum suitable:	Yes
Water-resistant:	Yes
Flat-sealing:	No
Suitable breath / respiratory protection:	No
Pressure eliminator:	No
Hydraulics:	No
Pneumatics:	Yes
Standard product:	No
Mould coupling:	No

Dimensions

Connection A:	6 mm
B mm:	4
D mm:	16
G mm:	M 12 x 1
L mm:	60
L1 mm:	17
L2 mm:	14
SW mm:	17
SW1 mm:	17