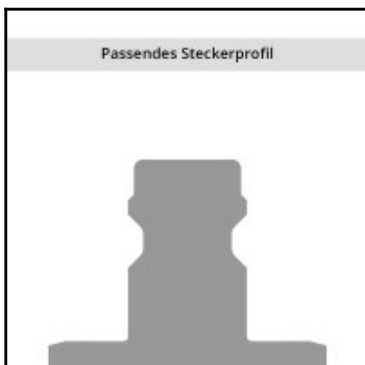
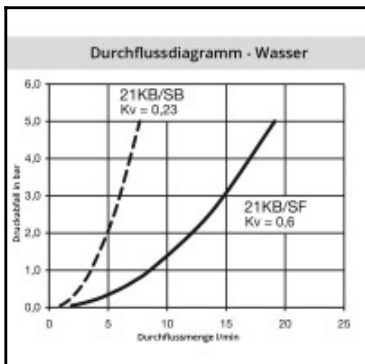
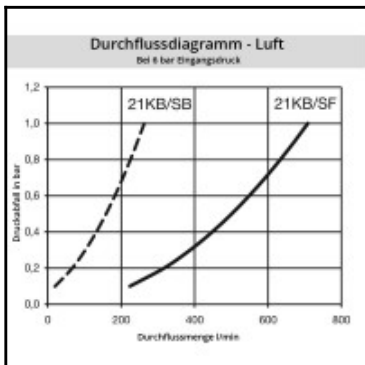
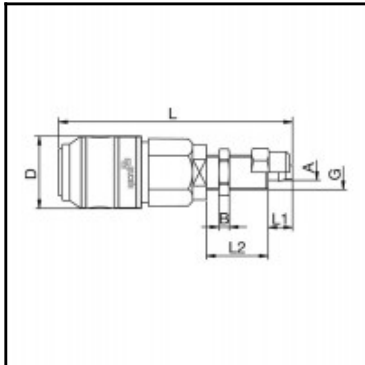


**Datasheet of 21KBKS06FVXGB Quick coupling with panel mount**



## Description

Quick coupling double shut-off, color coded (B = blue), panel mount 4 x 6 mm, nominal diameter 5, <10 bar, PVDF, seal FKM

Mini industrial coupling in plastics POM and PVDF with the world's most popular profile in this nominal diameter. Above average flow performance for liquid and gaseous media.

## Details

Series:	21
Series long:	21KB
Bore in mm:	5
Bore area in mm²:	20
Advantages:	Coupling system with single-hand operation. This new type of plastic locking system with handy sleeve considerably expands the applications of this series. Two sleeve forms - tapered and cylindrical, where the tapered sleeve form facilitates handling with gloves. The color coding of the coupling and plug offers a guarantee for avoiding mix-ups between media when coupling.
Working pressure:	10 bar (POM, at 20°C), 8 bar (PVDF, at 20°C) maximum static working pressure with safety factor 4 to 1.
Working temperature:	-20°C up to +80°C (POM) -20°C up to +120°C (PVDF) depending on the medium.
Shut-Off:	Quick coupling Double Shut-Off
Connection:	Panel mount 4 x 6 mm
Connection description:	Panel mount 4 x 6 mm
Connection type:	Connection nut
Material:	PVDF
Material description:	PVDF
Seal description:	Fluororubber
Surface:	blank finish
Coding:	B = blue
Material connection:	PVDF, white
Material valve body:	PVDF, white
Material sleeve:	PVDF, white
Material valve:	PVDF, white
Material spring snap ring:	Stainless steel AISI 316Ti
Material balls/pins:	PVDF, white
Material seal:	Viton®
Weight in kg:	0,0193
Coded:	Yes
Self-venting coupling:	No
Safety locking system:	No
Single-hand operation:	Yes
Two-hand operation:	No
Ball locking:	No
Pin lock:	No
Ultra-FLO-valve:	No
Vacuum suitable:	Yes
Water-resistant:	No
Flat-sealing:	No
Suitable breath / respiratory protection:	No
Pressure eliminator:	No
Hydraulics:	No
Pneumatics:	Yes
Standard product:	No
Mould coupling:	No

## Dimensions

Connection A:	4 x 6 mm
B mm:	4
D mm:	21
G mm:	M 10 x 1
L mm:	68
L1 mm:	7
L2 mm:	18
SW mm:	17
SW1 mm:	14