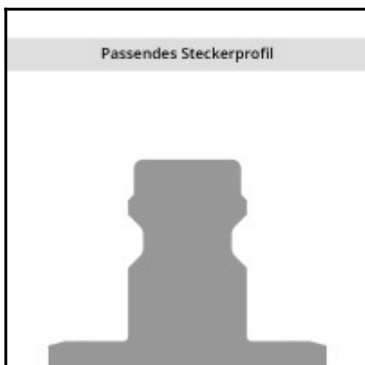
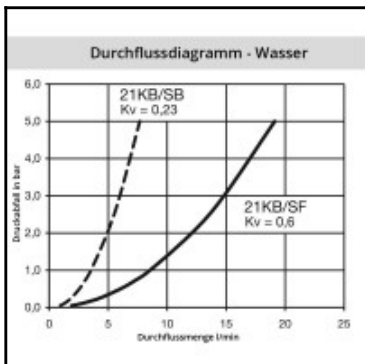
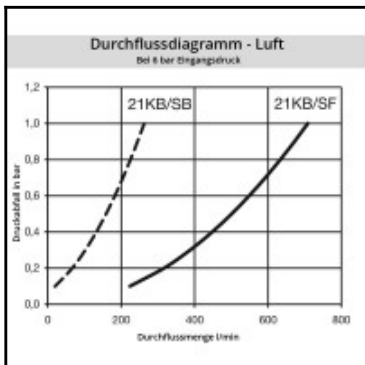
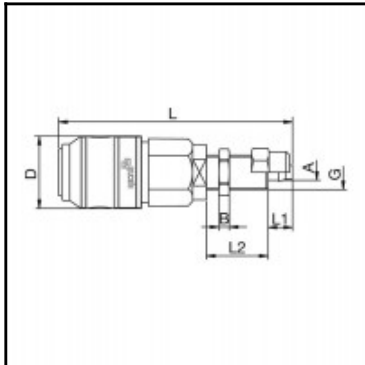


Datasheet of 21KBKS06DPXGB Quick coupling with panel mount



Description

Quick coupling double shut-off, color coded (B = blue), panel mount 4 x 6 mm, nominal diameter 5, <10 bar, POM (Delrin), seal NBR

Mini industrial coupling in plastics POM and PVDF with the world's most popular profile in this nominal diameter. Above average flow performance for liquid and gaseous media.

Details

Series:	21
Series long:	21KB
Bore in mm:	5
Bore area in mm²:	20
Advantages:	Coupling system with single-hand operation. This new type of plastic locking system with handy sleeve considerably expands the applications of this series. Two sleeve forms - tapered and cylindrical, where the tapered sleeve form facilitates handling with gloves. The color coding of the coupling and plug offers a guarantee for avoiding mix-ups between media when coupling.
Working pressure:	10 bar (POM, at 20°C), 8 bar (PVDF, at 20°C) maximum static working pressure with safety factor 4 to 1.
Working temperature:	-20°C up to +80°C (POM) -20°C up to +120°C (PVDF) depending on the medium.
Shut-Off:	Quick coupling Double Shut-Off
Connection:	Panel mount 4 x 6 mm
Connection description:	Panel mount 4 x 6 mm
Connection type:	Connection nut
Material:	POM (Delrin)
Material description:	POM (Delrin)
Seal description:	Nitrile-butadiene rubber
Surface:	blank finish
Coding:	B = blue
Material connection:	POM, black
Material valve body:	POM, black
Material sleeve:	POM, black
Material valve:	POM, black
Material spring snap ring:	stainless steel AISI 301
Material balls/pins:	POM, black
Material seal:	Perbunan®
Weight in kg:	0,02
Coded:	Yes
Self-venting coupling:	No
Safety locking system:	No
Single-hand operation:	Yes
Two-hand operation:	No
Ball locking:	No
Pin lock:	No
Ultra-FLO-valve:	No
Vacuum suitable:	Yes
Water-resistant:	Yes
Flat-sealing:	No
Suitable breath / respiratory protection:	No
Pressure eliminator:	No
Hydraulics:	No
Pneumatics:	Yes
Standard product:	No
Mould coupling:	No

Dimensions

Connection A:	4 x 6 mm
B mm:	4
D mm:	21
G mm:	M 10 x 1
L mm:	68
L1 mm:	7
L2 mm:	18
SW mm:	17
SW1 mm:	14