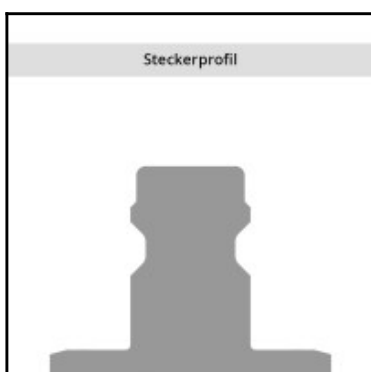
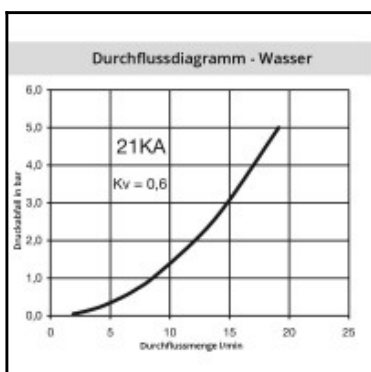
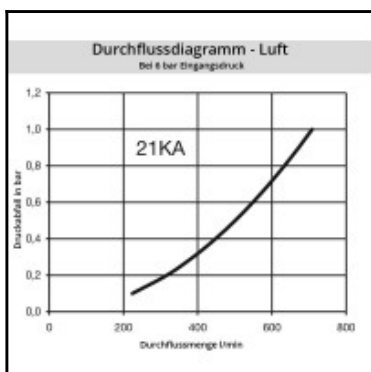
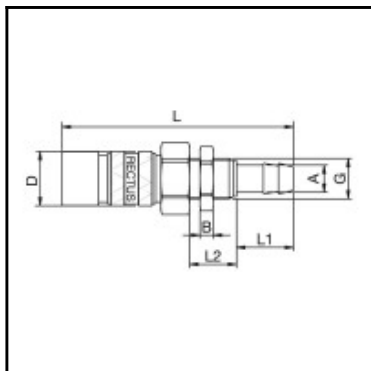


## Datasheet of 21KATS04MPN3 Quick coupling with hose barb in panel mount



### Description

Quick coupling single shut-off, coded system (3 = brown, triangle), panel mount with hose barb 4mm (3/16), nominal diameter 5, <35 bar, brass nickel plated, seal NBR

Coded industrial coupling system developed on the basis of series 21 with above-average flow rate for liquid and gaseous media. Coupling system with single-hand operation. The mechanical coding of the coupling and plug offers a guarantee for avoiding mix-ups between media when coupling, which is complemented by the color coding of the anodised sleeves. Double shut-off version available on request.

### Details

Series:	21
Series long:	21KA
Bore in mm:	5
Bore area in mm²:	20
Advantages:	Quality product. One-hand operation.
Working pressure:	35 bar maximum static working pressure with safety factor 4 to 1.
Working temperature:	-20°C up to +100°C (NBR)
Shut-Off:	Quick coupling Single Shut-Off
Connection:	Hose barb in Panel mount 4mm LW(3/16")
Connection description:	Hose barb in Panel mount 4mm LW(3/16")
Connection type:	Hose barb
Material:	Brass nickel plated
Material description:	Brass CuZn39Pb3 2.0401 (except sleeve)
Seal description:	Nitrite-butadiene rubber
Surface:	nickel plated
Coding:	3 = brown, triangle
Material connection:	Brass nickel plated
Material valve body:	Brass nickel plated
Material sleeve:	Brass nickel plated
Material valve:	Brass
Material spring snap ring:	stainless steel AISI 301
Material balls/pins:	Stainless steel AISI 420
Material seal:	Perbunan®
Weight in kg:	0,041
Coded:	Yes
Self-venting coupling:	No
Safety locking system:	No
Single-hand operation:	Yes
Two-hand operation:	No
Ball locking:	Yes
Pin lock:	No
Ultra-FLO-valve:	No
Vacuum suitable:	Yes
Water-resistant:	Yes
Flat-sealing:	No
Suitable breath / respiratory protection:	No
Pressure eliminator:	No
Hydraulics:	No
Pneumatics:	Yes
Standard product:	No
Mould coupling:	No

### Dimensions

Connection A:	4 mm
B mm:	4
D mm:	16
G mm:	M10x1
L mm:	69
L1 mm:	14
L2 mm:	17
SW mm:	14
SW1 mm:	14