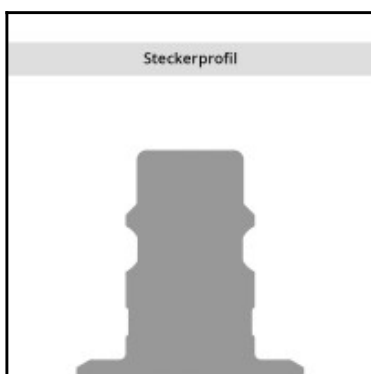
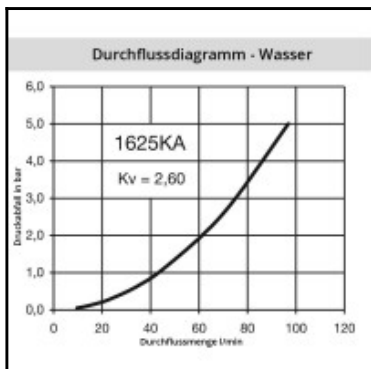
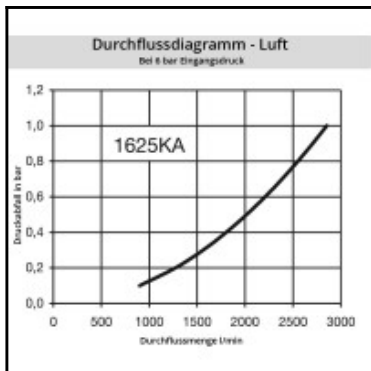


Datasheet of 1625KATP10SPN Quick coupling for push-in hose



Description

Quick coupling single shut-off, for Parker plug-in hose 10mm, nominal diameter 7,8, <35 bar, steel nickel plated, seal NBR

Rectus Tema premium industrial coupling 3/8 with European standard profile. Suitable for compressed air applications with greater than average air consumption. Coupling system with single-hand operation. UltraFlo valve for optimum flow and low pressure drop. Extremely robust and ergonomically shaped, 2-component plastic sleeve.

Details

Series:	1625
Series long:	1625KA
Bore in mm:	7,8
Bore area in mm²:	48
Advantages:	One-hand operation. UltraFlo valve. Reduced coupling forces. Ergonomic plastic sleeve.
Compatibility:	RECTUS 25 + 26 RECTUS 1600 TEMA 1600
Working pressure:	35 bar maximum static working pressure with safety factor 4 to 1.
Working temperature:	-20°C up to +80°C (NBR) -20°C up to +80°C (EPDM) -20°C up to +80°C (FKM) depending on the medium.
Shut-Off:	Quick coupling Single Shut-Off
Connection:	for Parker plug-in hose 10mm
Connection description:	for Parker plug-in hose 10mm
Connection type:	Hose barb
Material:	Steel nickel-plated
Material description:	Steel 9SMnPb28K 1.0718
Seal description:	Nitrite-butadiene rubber
Surface:	nickel plated
Material connection:	Brass nickel plated
Material valve body:	Steel, QPQ treated
Material sleeve:	PA6 + TPE
Material valve:	Brass
Material spring snap ring:	stainless steel AISI 301
Material balls/pins:	Stainless steel AISI 420
Material seal:	Perbunan®
Weight in kg:	0,09
Self-venting coupling:	No
Safety locking system:	No
Single-hand operation:	Yes
Two-hand operation:	No
Ball locking:	Yes
Pin lock:	No
Ultra-FLO-valve:	Yes
Vacuum suitable:	Yes
Water-resistant:	No
Flat-sealing:	No
Suitable breath / respiratory protection:	No
Pressure eliminator:	No
Hydraulics:	No
Pneumatics:	Yes
Standard product:	Yes
Mould coupling:	No

Dimensions