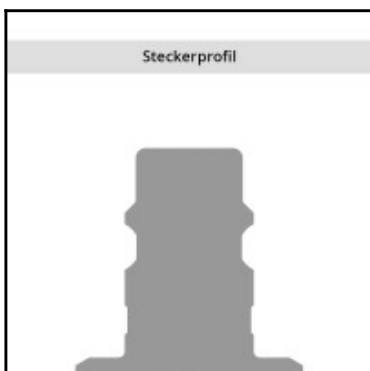
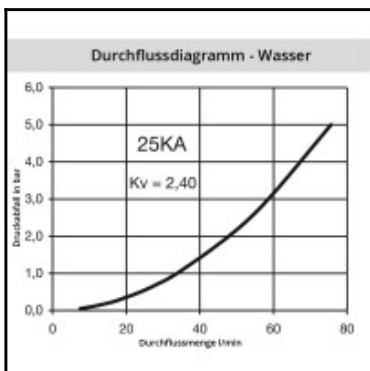
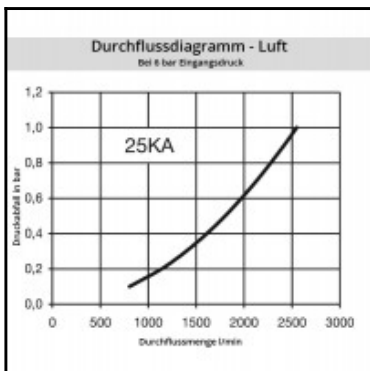
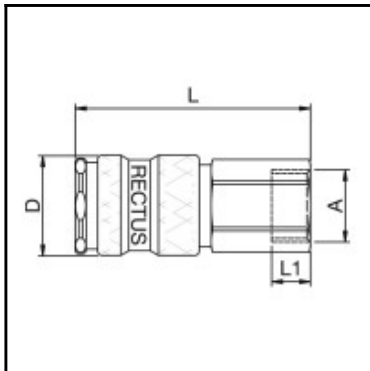


## Datasheet of 25KAIW17MEN Quick coupling with female thread



### Description

Quick coupling single shut-off, female thread G 3/8, nominal diameter 7,8, <35 bar, brass nickel plated, seal EPDM

Universal industrial coupling with standard European profile. Coupling system with single-hand operation. UltraFlo valve for optimum flow and low pressure drop. The series stands out for its robust design and long service life even with the harshest use.

### Details

Series:	25
Series long:	25KA
Bore in mm:	7,8
Bore area in mm²:	48
Advantages:	One-hand operation. Robust structure. UltraFlo valve.
Compatibility:	RECTUS 26 RECTUS 1600/1625 TEMA 1600
Working pressure:	35 bar maximum static working pressure with safety factor 4 to 1.
Working temperature:	-20°C up to +100°C (NBR) -40°C up to +120/150°C (EPDM) -15°C up to +200°C (FKM) depending on the medium.
Shut-Off:	Quick coupling Single Shut-Off
Connection:	Female thread 3/8"
Connection description:	Female pipe thread of Whitworth form ISO 228 3/8"
Connection type:	Female thread
Material:	Brass nickel plated
Material description:	Brass CuZn39Pb3 2.0401 (except sleeve)
Seal description:	Ethylene-propylene-diene rubber
Surface:	nickel plated
Material connection:	Brass nickel plated
Material valve body:	Brass nickel plated
Material sleeve:	Steel hardened and nickel plated
Material valve:	Zinc diecasting nickel plated
Material spring snap ring:	stainless steel AISI 301
Material balls/pins:	Stainless steel AISI 420
Weight in kg:	0,0906
Self-venting coupling:	No
Safety locking system:	No
Single-hand operation:	Yes
Two-hand operation:	No
Ball locking:	Yes
Pin lock:	No
Ultra-FLO-valve:	No
Vacuum suitable:	No
Water-resistant:	No
Flat-sealing:	No
Suitable breath / respiratory protection:	No
Pressure eliminator:	No
Hydraulics:	No
Pneumatics:	Yes
Standard product:	No
Mould coupling:	No

### Dimensions

Connection A:	G 3/8
D mm:	23
L mm:	55
L1 mm:	9
SW mm:	19