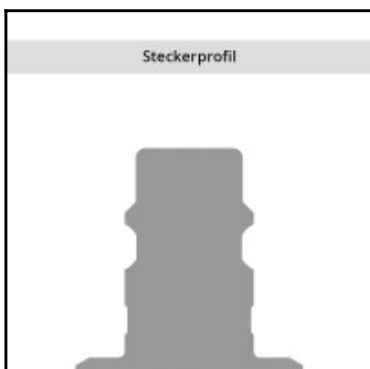
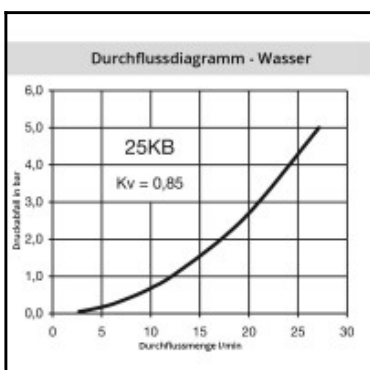
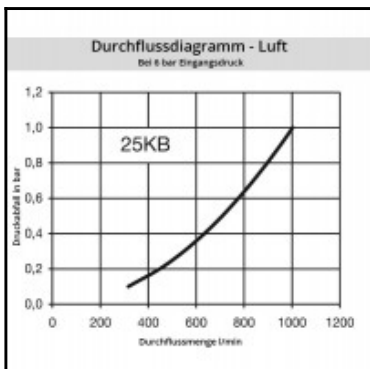
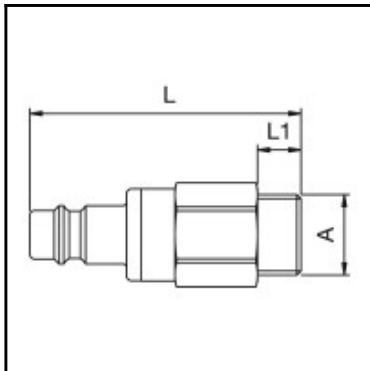


Datasheet of 25SBAW21EEX Plug with male thread



Description

Plug double shut-off, male thread G 1/2, nominal diameter 7,4, <35 bar, stainless steel AISI 316 L, seal EPDM

Universal industrial coupling with standard European profile for use with gaseous, liquid and aggressive medio. Coupling system with single-hand operation. UltraFlo valve for optimum flow and low pressure drop. The series stands out for its robust design and long service life even with the harshest use. The collar design minimises damage to the valve body.

Details

Series:	25
Series long:	25SB
Bore in mm:	7,4
Bore area in mm²:	42
Advantages:	One-hand operation. Robust structure. UltraFlo valve. The collar design minimises damage to the valve body.
Working pressure:	35 bar maximum static working pressure with safety factor 4 to 1.
Working temperature:	-20°C up to +100°C (NBR) -40°C up to +120/150°C (EPDM) -15°C up to +200°C (FKM) depending on the medium.
Shut-Off:	Plug Double Shut-Off
Connection:	Male thread 1/2"
Connection description:	Male pipe thread of Whitworth form ISO 228 1/2
Connection type:	Male thread
Material:	stainless steel AISI 316 L
Material description:	stainless steel 1.4404
Seal description:	Ethylene-propylene-diene rubber
Surface:	blank finish
Material connection:	stainless steel AISI 316 L
Material valve:	stainless steel AISI 316 L
Material spring snap ring:	Stainless steel AISI 316Ti
Weight in kg:	0,0905
Self-venting coupling:	No
Safety locking system:	No
Single-hand operation:	Yes
Two-hand operation:	No
Ball locking:	No
Pin lock:	No
Ultra-FLO-valve:	No
Vacuum suitable:	No
Water-resistant:	Yes
Flat-sealing:	No
Suitable breath / respiratory protection:	No
Pressure eliminator:	No
Hydraulics:	No
Pneumatics:	Yes
Standard product:	No
Mould coupling:	No

Dimensions

Connection A:	G 1/2
L mm:	59
L1 mm:	12
SW mm:	24