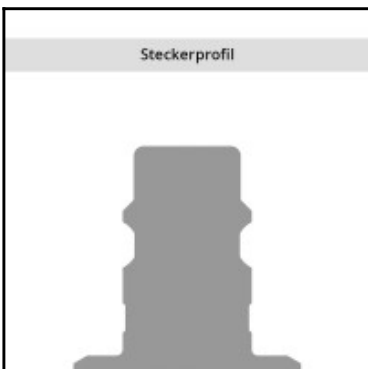
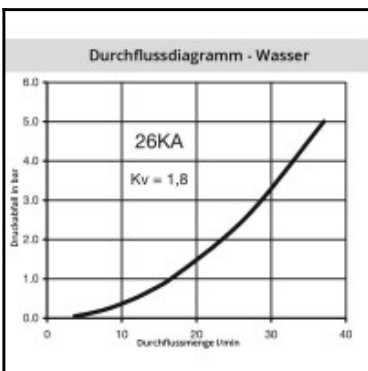
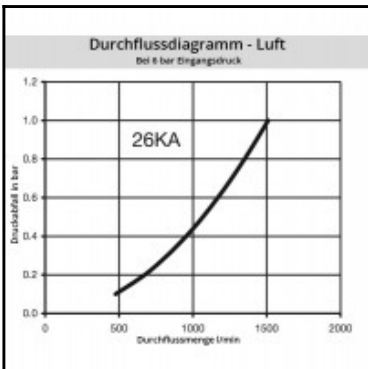
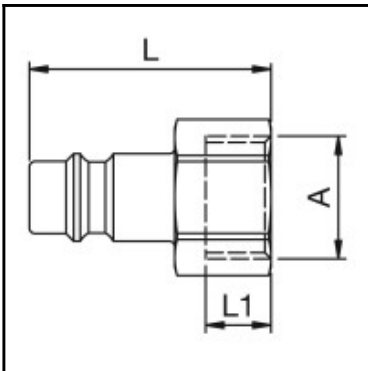


Datasheet of 26SFIM14MXX Plug with female thread



Description

Plug straight-through, female thread M 14 x 1,5, nominal diameter 7,2, <35 bar, brass

Universal brass coupling with European standard industrial profile. Coupling system with single-hand operation and standard-valve. Small mass size. The ergonomicsleeve design prevents dirt on the valve body.

Details

Series:	26
Series long:	26SF
Bore in mm:	7,2
Bore area in mm²:	40
Advantages:	One-hand operation. European standard.
Compatibility:	RECTUS 25 RECTUS 1600/1625 TEMA 1600
Working pressure:	35 bar maximum static working pressure with safety factor 4 to 1.
Working temperature:	-20°C up to +100°C (NBR) -40°C up to +120/150°C (EPDM) -15°C up to +200°C (FKM) depending on the medium.
Shut-Off:	Plug Straight-Through
Connection:	Female thread M 14 x 1,5
Connection description:	Female thread M 14 x 1,5
Connection type:	Female thread
Material:	Brass
Material description:	Brass CuZn39Pb3 2.0401 (except sleeve)
Surface:	blank finish
Weight in kg:	0,0227
Self-venting coupling:	No
Safety locking system:	No
Single-hand operation:	Yes
Two-hand operation:	No
Ball locking:	No
Pin lock:	No
Ultra-FLO-valve:	No
Vacuum suitable:	Yes
Water-resistant:	Yes
Flat-sealing:	No
Suitable breath / respiratory protection:	No
Pressure eliminator:	No
Hydraulics:	No
Pneumatics:	Yes
Standard product:	No
Mould coupling:	No

Dimensions

Connection A:	M 14 x 1,5
L mm:	33
L1 mm:	10
SW mm:	17