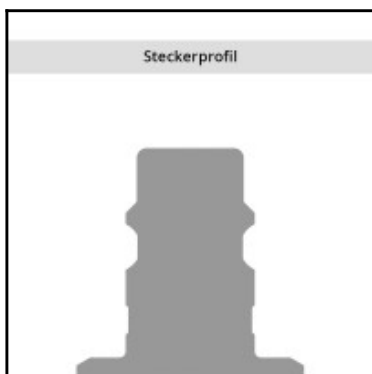
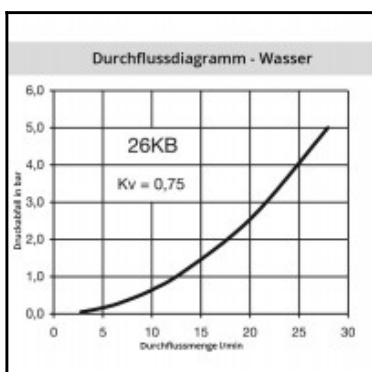
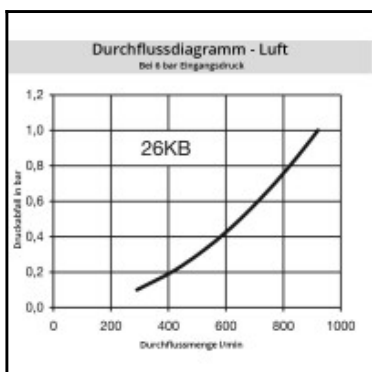
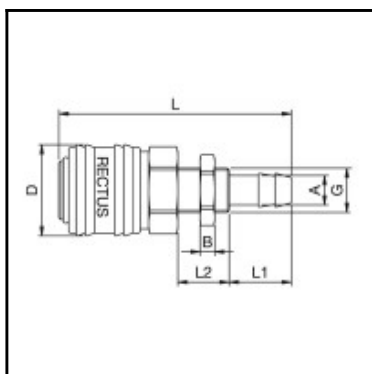


Datasheet of 26KBTS08MPX Quick coupling with hose barb in panel mount



Description

Quick coupling double shut-off, panel mount with hose barb 8mm (5/16), nominal diameter 7,2, <35 bar, brass, seal NBR

Universal brass coupling with European standard industrial profile. Coupling system with single-hand operation and standard-valve. Small mass size. The ergonomic sleeve design prevents dirt on the valve body.

Details

Series:	26
Series long:	26KB
Bore in mm:	7,2
Bore area in mm²:	40
Advantages:	One-hand operation. European standard.
Working pressure:	35 bar maximum static working pressure with safety factor 4 to 1.
Working temperature:	-20°C up to +100°C (NBR) -40°C up to +120/150°C (EPDM) -15°C up to +200°C (FKM) depending on the medium.
Shut-Off:	Quick coupling Double Shut-Off
Connection:	Hose barb in Panel mount 8mm LW(5/16")
Connection description:	Hose barb in Panel mount 8mm LW(5/16")
Connection type:	Hose barb
Material:	Brass
Material description:	Brass CuZn39Pb3 2.0401 (except sleeve)
Seal description:	Nitrite-butadiene rubber
Surface:	blank finish
Material connection:	Brass
Material valve body:	Brass
Material sleeve:	Brass
Material valve:	Brass
Material spring snap ring:	Stainless steel AISI 301, hardened
Material balls/pins:	Stainless steel AISI 420, hardened
Material seal:	Perbunan®
Weight in kg:	0,0851
Self-venting coupling:	No
Safety locking system:	No
Single-hand operation:	Yes
Two-hand operation:	No
Ball locking:	No
Pin lock:	Yes
Ultra-FLO-valve:	No
Vacuum suitable:	Yes
Water-resistant:	Yes
Flat-sealing:	No
Suitable breath / respiratory protection:	No
Pressure eliminator:	No
Hydraulics:	No
Pneumatics:	Yes
Standard product:	No
Mould coupling:	No

Dimensions

Connection A:	8 mm
B mm:	4
D mm:	25
G mm:	M 12 x 1
L mm:	63
L1 mm:	17
L2 mm:	14
SW mm:	21
SW1 mm:	17