
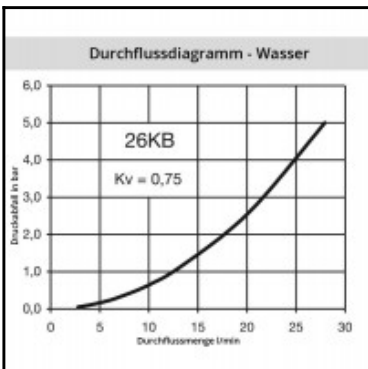
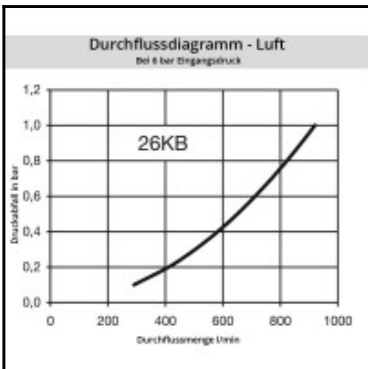
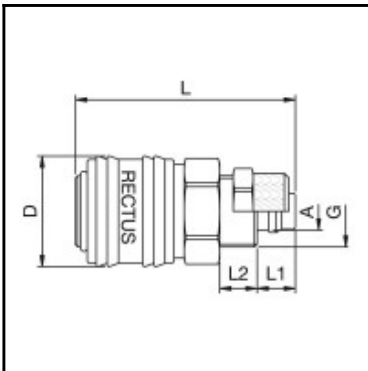


Datasheet of 26KBKO12MPN Quick coupling with tube nut



Description

Quick coupling double shut-off, with hose nut 9 x 12 mm, nominal diameter 7,2, <35 bar, brass nickel plated, seal NBR

Universal brass coupling with European standard industrial profile. Coupling system with single-hand operation and standard-valve. Small mass size. The ergonomic sleeve design prevents dirt on the valve body.

Details

| | |
|---|--|
| Series: | 26 |
| Series long: | 26KB |
| Bore in mm: | 7,2 |
| Bore area in mm²: | 40 |
| Advantages: | One-hand operation. European standard. |
| Working pressure: | 35 bar maximum static working pressure with safety factor 4 to 1. |
| Working temperature: | -20°C up to +100°C (NBR) -40°C up to +120/150°C (EPDM) -15°C up to +200°C (FKM) depending on the medium. |
| Shut-Off: | Quick coupling Double Shut-Off |
| Connection: | with tube nut 9 x 12 mm |
| Connection description: | with tube nut 9 x 12 mm |
| Connection type: | Connection nut |
| Material: | Brass nickel plated |
| Material description: | Brass CuZn39Pb3 2.0401 (except sleeve) |
| Seal description: | Nitrile-butadiene rubber |
| Surface: | nickel plated |
| Material connection: | Brass nickel plated |
| Material valve body: | Brass nickel plated |
| Material sleeve: | Brass nickel plated |
| Material valve: | Brass |
| Material spring snap ring: | Stainless steel AISI 301, hardened |
| Material balls/pins: | Stainless steel AISI 420, hardened |
| Material seal: | Perbunan® |
| Weight in kg: | 0,0857 |
| Self-venting coupling: | No |
| Safety locking system: | No |
| Single-hand operation: | Yes |
| Two-hand operation: | No |
| Ball locking: | No |
| Pin lock: | Yes |
| Ultra-FLO-valve: | No |
| Vacuum suitable: | Yes |
| Water-resistant: | Yes |
| Flat-sealing: | No |
| Suitable breath / respiratory protection: | No |
| Pressure eliminator: | No |
| Hydraulics: | No |
| Pneumatics: | Yes |
| Standard product: | No |
| Mould coupling: | No |

Dimensions

| | |
|---------------|-----------|
| Connection A: | 9 x 12 mm |
| D mm: | 25 |
| G mm: | M 16 x 1 |
| L mm: | 49 |
| L1 mm: | 9 |
| L2 mm: | 8 |
| SW mm: | 21 |