

Datasheet of 26KATP06MPN Quick coupling for push-in hose



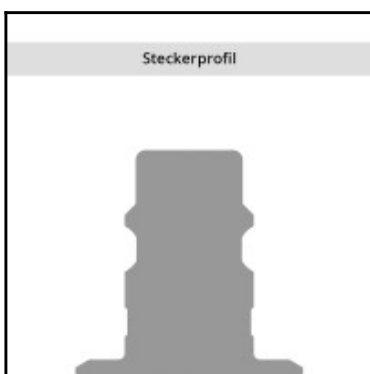
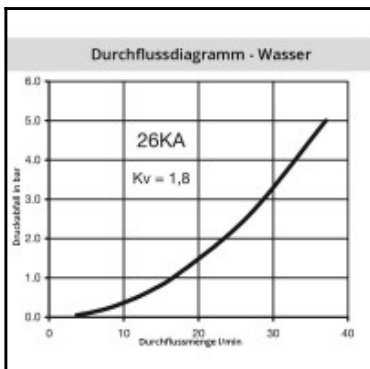
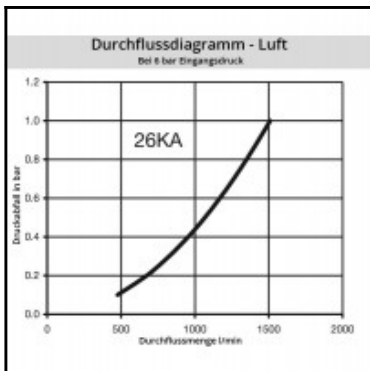
Description

Quick coupling single shut-off, for Parker plug-in hose 6mm (1/4), nominal diameter 7,2, <35 bar, brass nickel plated, seal NBR

Universal brass coupling with European standard industrial profile. Coupling system with single-hand operation and standard-valve. Small mass size. The ergonomicsleeve design prevents dirt on the valve body.

Details

| | |
|---|--|
| Series: | 26 |
| Series long: | 26KA |
| Bore in mm: | 7,2 |
| Bore area in mm²: | 40 |
| Advantages: | One-hand operation. European standard. |
| Compatibility: | RECTUS 25 RECTUS 1600/1625 TEMA 1600 |
| Working pressure: | 35 bar maximum static working pressure with safety factor 4 to 1. |
| Working temperature: | -20°C up to +100°C (NBR) -40°C up to +120/150°C (EPDM) -15°C up to +200°C (FKM) depending on the medium. |
| Shut-Off: | Quick coupling Single Shut-Off |
| Connection: | for Parker plug-in hose 6mm LW(1/4") |
| Connection description: | for Parker plug-in hose 6mm LW(1/4") |
| Connection type: | Hose barb |
| Material: | Brass nickel plated |
| Material description: | Brass CuZn39Pb3 2.0401 (except sleeve) |
| Seal description: | Nitrile-butadiene rubber |
| Surface: | nickel plated |
| Material connection: | Brass nickel plated |
| Material valve body: | Brass nickel plated |
| Material sleeve: | Brass nickel plated |
| Material valve: | Brass |
| Material spring snap ring: | stainless steel AISI 301 |
| Material balls/pins: | Stainless steel AISI 420 |
| Material seal: | Perbunan® |
| Weight in kg: | 0,0722 |
| Self-venting coupling: | No |
| Safety locking system: | No |
| Single-hand operation: | Yes |
| Two-hand operation: | No |
| Ball locking: | No |
| Pin lock: | Yes |
| Ultra-FLO-valve: | No |
| Vacuum suitable: | Yes |
| Water-resistant: | Yes |
| Flat-sealing: | No |
| Suitable breath / respiratory protection: | No |
| Pressure eliminator: | No |
| Hydraulics: | No |
| Pneumatics: | Yes |
| Standard product: | No |
| Mould coupling: | No |



Dimensions

| | |
|---------------|-------------|
| Connection A: | 6 mm Parker |
| D mm: | 25 |
| L mm: | 58 |
| L1 mm: | 20,5 |
| SW mm: | 21 |