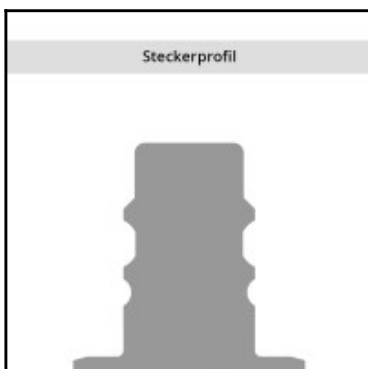
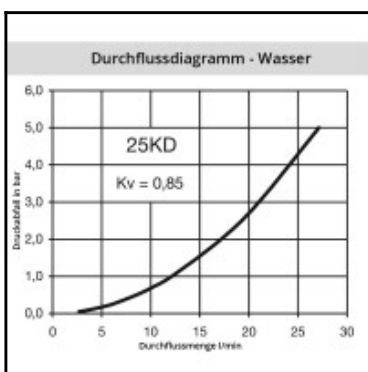
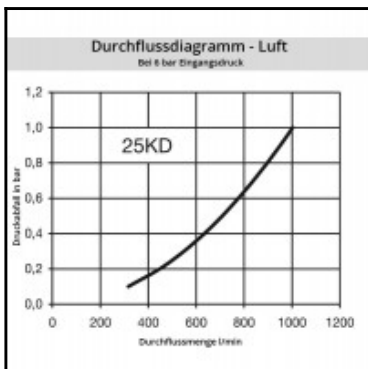
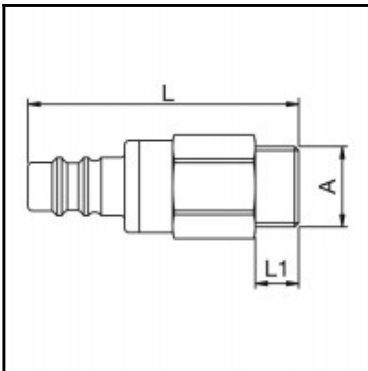


## Datasheet of 25SDAW21MPN Plug with male thread



### Description

Plug safety double shut-off, male thread G 1/2, nominal diameter 7,4, <35 bar, brass nickel plated, seal NBR

35 bar (Brass-Version) 70 bar (with steel body and steel sleeve) maximum static working pressure with safety factor 4 to 1.

### Details

Series:	25
Series long:	25SD
Bore in mm:	7,4
Bore area in mm²:	43
Advantages:	Handy sleeve for optimum operation even with gloves.
Compatibility:	RECTUS 26 RECTUS 1600/1625 TEMA 1600
Working pressure:	35 bar maximum static working pressure with safety factor 4 to 1.
Working temperature:	-20°C up to +100°C (NBR) -40°C up to +120/150°C (EPDM) -15°C up to +200°C (FKM) 0°C up to +316°C (FFKM) depending on the medium.
Shut-Off:	Plug Safety (double shut-off)
Connection:	Male thread 1/2"
Connection description:	Male pipe thread of Whitworth form ISO 228 1/2
Connection type:	Male thread
Material:	Brass nickel plated
Material description:	Brass CuZn39Pb3 2.0401 (except sleeve)
Seal description:	Nitrite-butadiene rubber
Surface:	nickel plated
Material connection:	Brass nickel plated
Material valve:	Brass
Material spring snap ring:	stainless steel AISI 301
Material seal:	Perbunan®
Weight in kg:	0,0601
Self-venting coupling:	No
Safety locking system:	Yes
Single-hand operation:	No
Two-hand operation:	Yes
Ball locking:	No
Pin lock:	No
Ultra-FLO-valve:	No
Vacuum suitable:	No
Water-resistant:	Yes
Flat-sealing:	No
Suitable breath / respiratory protection:	Yes
Pressure eliminator:	No
Hydraulics:	No
Pneumatics:	Yes
Standard product:	No
Mould coupling:	No

### Dimensions

Connection A:	G 1/2
L mm:	46
L1 mm:	12
SW mm:	22