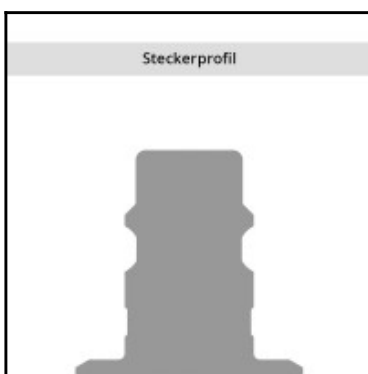
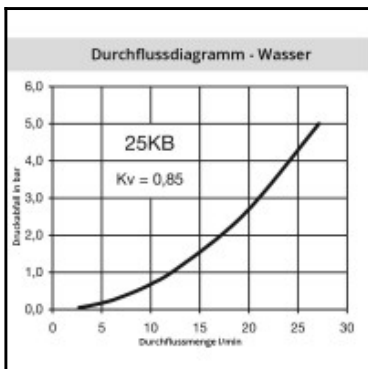
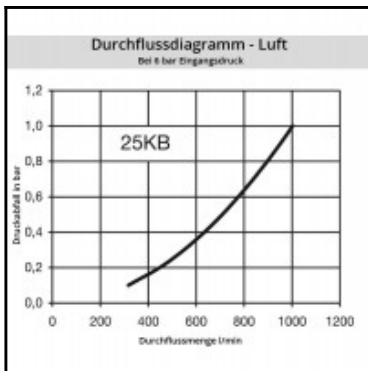


Datasheet of 25SBTP13MPX Plug double shut-off



Description

Plug double shut-off, for Parker plug-in hose 13mm (1/2), nominal diameter 7,4, <35 bar, brass, seal NBR

Universal industrial coupling with standard European profile. Coupling system with single-hand operation. UltraFlo valve for optimum flow and low pressure drop. The series stands out for its robust design and long service life even with the harshest use.

Details

Series:	25
Series long:	25SB
Bore in mm:	7,4
Bore area in mm²:	42
Advantages:	One-hand operation. Robust structure. UltraFlo valve. The collar design minimises damage to the valve body.
Working pressure:	35 bar maximum static working pressure with safety factor 4 to 1.
Working temperature:	-20°C up to +100°C (NBR) -40°C up to +120/150°C (EPDM) -15°C up to +200°C (FKM) 0°C up to +316°C (FFKM) depending on the medium.
Shut-Off:	Plug Double Shut-Off
Connection:	for Parker plug-in hose 13mm LW(1/2")
Connection description:	for Parker plug-in hose 13mm LW(1/2")
Connection type:	Hose barb
Material:	Brass
Material description:	Brass CuZn39Pb3 2.0401 (except sleeve)
Seal description:	Nitrite-butadiene rubber
Surface:	blank finish
Material connection:	Brass
Material valve:	Brass
Material spring snap ring:	stainless steel AISI 301
Material seal:	Perbunan®
Weight in kg:	0,0545
Self-venting coupling:	No
Safety locking system:	No
Single-hand operation:	Yes
Two-hand operation:	No
Ball locking:	No
Pin lock:	No
Ultra-FLO-valve:	No
Vacuum suitable:	No
Water-resistant:	Yes
Flat-sealing:	No
Suitable breath / respiratory protection:	No
Pressure eliminator:	No
Hydraulics:	No
Pneumatics:	Yes
Standard product:	No
Mould coupling:	No

Dimensions

Connection A:	13 mm Parker
L mm:	83
L1 mm:	28
SW mm:	19